

david_2.premium 1232_2



Model Code F5678

date of issue 03-05-24 revision 00
revision of 10-05-24 (the present replaces any previous versions)

Designer: centro studi interno

Structure: beechwood, pinewood, multilayer and plywood covered with polyurethane foam.

Spring system: elastic webbing

Seat Padding: in ecological polyurethane foam, covered with 100% polyester padding, additionally wrapped with thermo-bonded textile fabric coupled with cloth.

Back Padding: in ecological polyurethane foam, covered with 100% polyester padding, additionally wrapped with thermo-bonded textile fabric coupled with cloth.

Arm Interior: in ecological polyurethane foam, covered with 100% polyester padding, additionally wrapped with thermo-bonded textile fabric coupled with cloth.

Removability: covers are partially removable. Removable covers on seat cushions, backrests and armrests.

Mechanisms: the model is equipped with headrests that can be manually lifted. The height of the model with lifted headrests is 102 cm. Electric recliner versions available with electric recliner mechanisms operated by a TOUCH button positioned on the seat sides. The maximum depth of the open recliner is 158 cm.

Standard feet: matt black painted metal PM2275, h.12 cm. Alternatively, it is possible to choose among the standard or "special" finishes enclosed in the sample book. Some versions may be equipped with hidden feet with a supporting structural function.

Density of seat and back kg/cbm (±5%) ⁽¹⁾

Markets	Seat	Back
I	35 Medium	24
D - NL - CH	35 sostenuto hard	28 hard
USA - California	35 soft	24 soft
GB	37 fire retardant	31 fire retardant
Others	35 Medium	24

⁽¹⁾Density: volume mass apparently determined on materials without any kind of covers and according to the UNI EN ISO 845 regulations. Indicated values refer to production averages; the Company reserves the right, if needed, to make changes to the declared technical characteristics. Before use, it is advisable to look at the SAFETY INFORMATION TECHNIQUE for info regarding use and protection of people and of the environment, in compliance with existing EEC regulations.

Coverings

	suggested	not suggested	not possible
thick leathers			✓
thin elastic leathers			✓
natural leathers			✓
fabric*	✓		
microfibre*	✓		
leather + split			✓
DeLuxe*			✓
multi colour**			✓
multi-category**			✓
multi covering**			✓

Please note: for not removable models, only one colour fabric covers are available.

* Deluxe, Fabrics and microfibers are not available for the U.K. - USA/CA - IE market.



Feet



PM2275



Ottoman



We reserve the right to amend materials, covers and product dimensions shown on the data sheet, for production purposes and without prior notice. The line drawings, graphic information, dimensions, and volume provided are approximate and may vary due to the tolerances allowed in the production process with a view to improvements. The following maximum load values are recommended under normal use: armchairs max. 120 kg, 2-seater sofas max. 200 kg (2x100 kg), 3-seater sofas max. 240 kg (3x80 kg). Exceeding the recommended load may cause a structural failure of the sofa/armchair or its components.



↑ fold following the dotted line ↑

david_2.premium 1232_2



L Length - H Height - D Depth - SH Seat Height - SD Seat Depth
Dimensions refer to maximum sizes of the version with closed mechanism (where available).

dimensions	L 102 H77 D102 SH45 SD57	L 102 H77 D102 SH45 SD57	L 172 H77 D102 SH45 SD57	L 192 H77 D102 SH45 SD57	L 212 H77 D102 SH45 SD57
version code	100	161	200	240	300
Description	chair	chair with elec.recl.	2 seater	2 1/2 seater	3 seater
	L 86 H77 D102 SH45 SD57 B 68	L 86 H77 D102 SH45 SD57 B 69	L 86 H77 D102 SH45 SD57 C 36	L 86 H77 D102 SH45 SD57 C 37	L 96 H77 D102 SH45 SD57 110
ottoman	mini chair raf	mini chair laf	rf el.rec.mini chair	lhf el.rec.mini chair	1 right arm facing chair
L 96 H77 D102 SH45 SD57 120	L 96 H77 D102 SH45 SD57 173	L 96 H77 D102 SH45 SD57 174	L 106 H77 D102 SH45 SD57 114	L 106 H77 D102 SH45 SD57 124	L 106 H77 D102 SH45 SD57 612
1 left arm facing chair	elec.rec.chair 1arm raf	elec.rec.chair 1arm laf	rhf maxi chair	lhf maxi chair	1raf maxi chair rec.el
L 106 H77 D102 SH45 SD57 613	L 64 H77 D102 SH45 SD57 D 62	L 64 H77 D102 SH45 SD57 106	L 74 H77 D102 SH45 SD57 130	L 74 H77 D102 SH45 SD57 E 95	L 84 H77 D102 SH45 SD57 144
1laf maxi chair rec.el	small chair no arm	armless mini chair elec.rec.	chair without armr.	elec.recl.armless chair	maxi chair no arm

↓ fold following the dotted line ↓

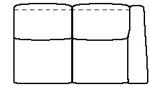
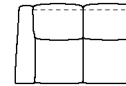
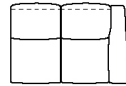
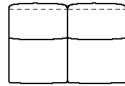
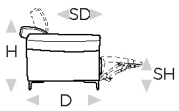


↑ fold following the dotted line ↑

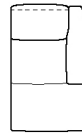
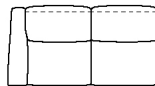
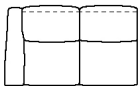
david_2.premium 1232_2



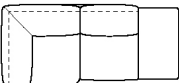
L Length - H Height - D Depth - SH Seat Height - SD Seat Depth
 Dimensions refer to maximum sizes of the version with closed mechanism (where available).



dimensions	L 84 H77 D102 SH45 SD57	L 148 H77 D102 SH45 SD57	L 150 H77 D102 SH45 SD57	L 150 H77 D102 SH45 SD57	L 170 H77 D102 SH45 SD57
version code	182	243	210	220	251
Description	el.rec.arml.maxi chair	2 1/2 seater with no armrests	1right arm facing 2 str	1left arm facing 2 str	1 right arm fac.2 1/2 str



L 170 H77 D102 SH45 SD57	L 190 H77 D102 SH45 SD57	L 190 H77 D102 SH45 SD57	L 96 H77 D164 SH45 SD119	L 96 H77 D164 SH45 SD119	L 107 H77 D107 SH45 SD57
252	310	320	410	420	040
1 left arm fac. 2 1/2 str	1right arm facing 3 str	1left arm facing 3 str	chaise lon.rhf arm fac	chaise lon.lhf arm fac	square corner



L 227 H77 D107 SH45 SD57	L 227 H77 D107 SH45 SD57
043	044
sq.cor.chr.sq.mer.rig.fac.	sq.cor.chr.sq.mer.left fac.

↓ fold following the dotted line ↓

