

chanel.cal 1031

Model Code F2259

date of issue 28-05-15 revision 00
revision of 19-12-19 (the present replaces any previous versions)



Designer: centro studi interno

Structure: pinewood, multilayer and plywood covered with polyurethane foam.

Spring system: elastic webbing

Seat Padding: in ecological polyurethane foam, covered with 100% polyester padding

Back Padding: in ecological polyurethane foam, covered with 100% polyester padding

Arm Interior: in ecological polyurethane foam, covered with 100% polyester padding

Removability: not available

Sewing: leather coverings feasible with contrast stitching in the colors available; cuts and sewing vary on microfibre (or fabric) coverings.

Standard feet: grey painted metal PM893, h. 16 cm. On version 143 shiny metal PM1017 swivel base, h. 15 cm. Some versions may be equipped with hidden feet with a supporting structural function.

Density of seat and back

Markets	Seat	Back
I	35 Medium	25
D - NL - CH		
USA - California		
GB	35 fire retardant	25 fire retardant
Others	35 Medium	25

Note: when no values/contents are specified in the chart, please refer to 'Others' field/area.

Coverings

	suggested	not suggested	not possible
thick leathers	✓		
thin elastic leathers	✓		
natural leathers	✓		
fabric*	✓		
microfibre*	✓		
leather + split			✓
DeLuxe			✓
multi colour			✓
multi-category			
multi covering			✓

Please note: for not removable models, only one colour fabric covers are available.

* fabrics and microfibers are not available for the U.K. market

Multicovering / Components / Optional vers.



Feet



PM893

PM1017

Ottoman



With the reservation of carrying for production purposes and without advanced notices modifications on the materials, coverings and dimensions of the product as indicated in the relevant specification. The given dimensions and volume are of indicative value being subject to the production process tolerances. For normal use, the following maximum loads are recommended: Armchairs max. 120 kg, 2-seat sofas max. 200 kg (2x100 kg), 3-seat sofas max. 240 kg (3x80 kg). Use with loads exceeding the indicated values may cause the sofa/armchair or its components to break.

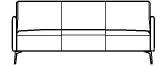
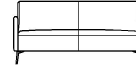
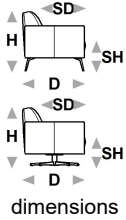


↑ fold following the dotted line ↑

chanel.cal 1031



L Length - H Height - D Depth - SH Seat Height - SD Seat Depth
 Dimensions refer to maximum sizes of the version with closed mechanism (where available).



L 67/26"
 H80/31" D82/32"
 SH45/18" SD52/20"

L 67/26"
 H80/31" D82/32"
 SH45/18" SD52/20"

L 124/49"
 H80/31" D82/32"
 SH45/18" SD52/20"

L 164/65"
 H80/31" D82/32"
 SH45/18" SD52/20"

L 181/71"
 H80/31" D82/32"
 SH45/18" SD52/20"

version code	100	143	200	240	346
Description	chair	swivel chair	2 seater	2 1/2 seater	3/3 seater

↓ fold following the dotted line ↓

