

Model Code F2245

date of issue 08-05-15 revision 00
revision of 11-11-21 (the present replaces any previous versions)



Designer: centro studi interno

Structure: pinewood, multilayer and plywood covered with polyurethane foam.

Spring system: elastic webbing

Seat Padding: in ecological polyurethane foam covered with 100% polyester layer.

Back Padding: in ecological polyurethane foam covered with 100% polyester layer.

Arm Interior: in ecological polyurethane foam covered with 100% polyester layer.

Removability: not available.

Sewing: leather coverings feasible with contrast stitching in the colors available; cuts and sewing vary on microfiber (or fabric) coverings.

Standard feet: the model is lifted 19 cm off the floor. Standard feet in metal with shiny finish. Alternatively, it is possible to choose among the standard finishes enclosed in the sample book. The sample book also includes "special" finishes available with a price upcharge, subject to production approval. Some versions may be equipped with hidden feet with a supporting structural function.

Density of seat and back kg/cbm (±5%) ⁽¹⁾

Markets	Seat	Back
I	35 Medium	25
D - NL - CH		
USA - California		
GB	35 fire retardant	25 fire retardant
Others	35 Medium	25

Note: when no values/contents are specified in the chart, please refer to 'Others' field/area.

⁽¹⁾Density: volume mass apparently determined on materials without any kind of covers and according to the UNI EN ISO 845 regulations. Indicated values refer to production averages; the Company reserves the right, if needed, to make changes to the declared technical characteristics. Before use, it is advisable to look at the SAFETY INFORMATION TECHNIQUE for info regarding use and protection of people and of the environment, in compliance with existing EEC regulations.

Coverings

	suggested	not suggested	not possible
thick leathers	✓		
thin elastic leathers	✓		
natural leathers	✓		
fabric*	✓		
microfibre*	✓		
leather + split	✓		
DeLuxe			✓
multi colour**			✓
multi-category**			✓
multi covering**			✓

Please note: for not removable models, only one colour fabric covers are available.

* fabrics and microfibers are not available for the U.K. market

Components / Optional vers.

--	--	--

Feet

--	--	--

PM949

--	--	--

Ottoman

--	--	--

540

With the reservation of carrying for production purposes and without advanced notices modifications on the materials, coverings and dimensions of the product as indicated in the relevant specification. The given dimensions and volume are of indicative value being subject to the production process tolerances. For normal use, the following maximum loads are recommended: Armchairs max. 120 kg, 2-seat sofas max. 200 kg (2x100 kg), 3-seat sofas max. 240 kg (3x80 kg). Use with loads exceeding the indicated values may cause the sofa/armchair or its components to break.

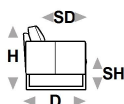


↑ fold following the dotted line ↑

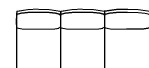
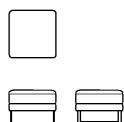
cocò.cal 1018



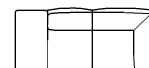
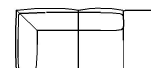
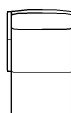
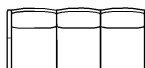
L Length - H Height - D Depth - SH Seat Height - SD Seat Depth
Dimensions refer to maximum sizes of the version with closed mechanism (where available).



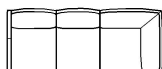
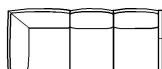
dimensions	L 68/27" H80/31" D80/31" SH45/18" SD51/20"	L 125/49" H80/31" D80/31" SH45/18" SD51/20"	L 165/65" H80/31" D80/31" SH45/18" SD51/20"	L 182/72" H80/31" D80/31" SH45/18" SD51/20"	L 206/81" H80/31" D80/31" SH45/18" SD51/20"
version code	100	200	240	346	M40
Description	chair	2 seater	2 1/2 seater	3/3 seater	xl 3/3 sofa



L 60/24" H45/18" D60/24" SH0/0" SD0/0"	L 118/46" H80/31" D80/31" SH45/51" SD51/20"	L 118/46" H80/31" D80/31" SH45/51" SD51/20"	L 158/62" H80/31" D80/31" SH45/51" SD51/20"	L 158/62" H80/31" D80/31" SH45/51" SD51/20"	L 175/69" H80/31" D80/31" SH45/51" SD51/20"
540	210	220	251	252	347
ottoman	1right arm facing 2 str	1left arm facing 2 str	1 right arm fac.2 1/2 str	1 left arm fac. 2 1/2 str	1right arm facing 3/3 str



L 175/69" H80/31" D80/31" SH45/51" SD51/20"	L 83/33" H80/31" D135/53" SH45/18" SD106/42"	L 83/33" H80/31" D135/53" SH45/18" SD106/42"	L 80/31" H80/31" D80/31" SH45/18" SD51/20"	L 179/70" H80/31" D80/31" SH45/51" SD51/20"	L 179/70" H80/31" D80/31" SH45/51" SD51/20"
348	410	420	040	043	044
1left arm facing 3/3 str	chaise lon.rhf arm fac	chaise lon.lhf arm fac	square corner	sq.cor.chr.sq.mer. rig.fac.	sq.cor.chr.sq.mer.left fac.



L 196/77" H80/31" D80/31" SH45/51" SD51/20"	L 196/77" H80/31" D80/31" SH45/51" SD51/20"
025	026
sq.cor.1rg arm fac.2 str	sq.cor.1lft arm fac.2 str

↓ fold following the dotted line ↓

