

damien.premium 1234



Model Code F5681

date of issue 10-10-23 revision 00
revision of 04-11-23 (the present replaces any previous versions)

Designer: centro studi interno.

Structure: pinewood, multilayer and plywood covered with polyurethane foam.

Spring system: elastic webbing

Seat Padding: seat cushions in ecological polyurethane foam covered with 100% polyester padding.

Back Padding: in ecological polyurethane foam covered with 100% polyester padding.

Arm Interior: armrests in ecological polyurethane foam covered with 100% polyester padding.

Removability: not available

Sewing: leather covers feasible with contrast stitching in the colors available; cuts and sewings vary on microfiber (or fabric) covers.

Mechanisms: electric recliner versions available with electric recliner mechanisms operated by a button panel positioned on the side of seat cushions (M1F). All recliner versions are equipped with a synchronized mechanism that allows a coordinated movement of the seat, backrest and upper back (headrest). The depth of the model with open recliner is 157 cm.

Standard feet: PVC H1. The model is equipped with metal feet with a structural function (PM2282 on armless sides / PM728 metal cylinder fixed versions center)

Density of seat and back kg/cbm (±5%) ⁽¹⁾

Markets	Seat	Back
I	35 Medium	27/28
D - NL - CH	35 sostenuto hard	28 hard
USA - California	35 soft	27/28 soft
GB	37 fire retardant	31 fire retardant
Others	35 Medium	27/28

Note: when no values/contents are specified in the chart, please refer to 'Others' field/area.

⁽¹⁾Density: volume mass apparently determined on materials without any kind of covers and according to the UNI EN ISO 845 regulations. Indicated values refer to production averages; the Company reserves the right, if needed, to make changes to the declared technical characteristics. Before use, it is advisable to look at the SAFETY INFORMATION TECHNIQUE for info regarding use and protection of people and of the environment, in compliance with existing EEC regulations.

Coverings

	suggested	not suggested	not possible
thick leathers	✓		
thin elastic leathers	✓		
natural leathers	✓		
fabric*	✓		
microfibre*	✓		
leather + split			✓
DeLuxe			✓
multi colour**			✓
multi-category**			✓
multi covering**			✓

Please note: for not removable models, only one colour fabric covers are available.
* fabrics and microfibers are not available for the U.K. market

Components / Optional vers.



M1F

Feet



PVC H1

PM2282

PM728

Ottoman



With the reservation of carrying for production purposes and without advanced notices modifications on the materials, coverings and dimensions of the product as indicated in the relevant specification. The given dimensions and volume are of indicative value being subject to the production process tolerances. For normal use, the following maximum loads are recommended: Armchairs max. 120 kg, 2-seat sofas max. 200 kg (2x100 kg), 3-seat sofas max. 240 kg (3x80 kg). Use with loads exceeding the indicated values may cause the sofa/armchair or its components to break.

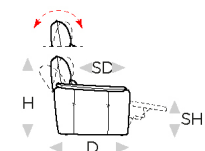





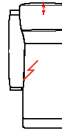



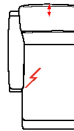



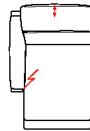
↑ fold following the dotted line ↑

damien.premium 1234



L Length - H Height - D Depth - SH Seat Height - SD Seat Depth
 Dimensions refer to maximum sizes of the version with closed mechanism (where available).



dimensions	L 95/37" H104/41" D97/38" SH47/19" SD55/22"	L 95/37" H104/41" D97/38" SH47/19" SD55/22"	L 150/59" H104/41" D97/38" SH47/19" SD55/22"	L 180/71" H104/41" D97/38" SH47/19" SD55/22"	L 210/83" H104/41" D97/38" SH47/19" SD55/22"
version code	100	161	200	240	300
Description	chair	chair with elec.recl.	2 seater	2 1/2 seater	3 seater
					
L 73/29" H104/41" D97/38" SH47/19" SD55/22"	L 73/29" H104/41" D97/38" SH47/19" SD55/22"	L 73/29" H104/41" D97/38" SH47/19" SD55/22"	L 73/29" H104/41" D97/38" SH47/19" SD55/22"	L 88/35" H104/41" D97/38" SH47/19" SD55/22"	L 88/35" H104/41" D97/38" SH47/19" SD55/22"
B 68	B 69	C 36	C 37	110	120
mini chair raf	mini chair laf	rhf el.rec.mini chair	lhf el.rec.mini chair	1 right arm facing chair	1 left arm facing chair
					
L 88/35" H104/41" D97/38" SH47/19" SD55/22"	L 88/35" H104/41" D97/38" SH47/19" SD55/22"	L 103/41" H104/41" D97/38" SH47/19" SD55/22"	L 103/41" H104/41" D97/38" SH47/19" SD55/22"	L 103/41" H104/41" D97/38" SH47/19" SD55/22"	L 103/41" H104/41" D97/38" SH47/19" SD55/22"
173	174	114	124	612	613
elec.rec.chair 1arm raf	elec.rec.chair 1arm laf	rhf maxi chair	lhf maxi chair	1raf maxi chair rec.el	1laf maxi chair rec.el

↓ fold following the dotted line ↓

