

giano.premium 1211



Model Code F5654

date of issue 07-11-22 revision 01
revision of 20-12-23 (the present replaces any previous versions)

Designer: Bernard Masson.

Structure: pinewood, multilayer and plywood covered with polyurethane foam.

Spring system: elastic webbing

Seat Padding: in ecological polyurethane foam, covered with 100% polyester padding

Back Padding: in ecological polyurethane foam, covered with 100% polyester padding

Arm Interior: in ecological polyurethane foam, covered with 100% polyester padding

Removability: not available

Mechanisms: electric recliner versions equipped with electrically liftable headrests and electrically powered recliner mechanisms, that can be adjusted independently by means of a touch-pad positioned underneath the backrests. Manually liftable headrests on recliner versions with manual headrests and on fixed (non-reclining) versions. The depth of the model with open recliner is 146 cm. The height of the model with lift-up headrests is 91 cm.

Standard feet: metal feet, h 14 cm, with standard matt black finish. Alternatively, it is possible to choose among the following finish options: graubraun or antique bronze. Finish options: titanium, copper, champagne, shiny metal and satinized metal are available with a price upcharge, subject to production approval. Some versions may be equipped with hidden feet with a supporting structural function.

Optional feet: coal black colored beech-wood PL2280 on armrest sides, PL2281 front feet on versions 410/420 and 601/602, h 14 cm. Alternatively, it is possible to choose among the standard finishes available on the sample book. All optional feet are available with a price upcharge.

Density of seat and back kg/cbm (±5%) (1)

Markets	Seat	Back
I	35 Medium	27
D - NL - CH	35 SOSTENUTO hard	28 hard
USA - California		
GB	37 fire retardant	31 fire retardant
Others	35 Medium	27

(1)Density: volume mass apparently determined on materials without any kind of covers and according to the UNI EN ISO 845 regulations. Indicated values refer to production averages; the Company reserves the right, if needed, to make changes to the declared technical characteristics. Before use, it is advisable to look at the SAFETY INFORMATION TECHNIQUE for info regarding use and protection of people and of the environment, in compliance with existing EEC regulations.

Coverings

	suggested	not suggested	not possible
thick leathers	✓		
thin elastic leathers	✓		
natural leathers	✓		
fabric*	✓		
microfibre*	✓		
leather + split	✓		
DeLuxe*			✓
multi colour**			✓
multi-category**			✓
multi covering**			✓

Please note: for not removable models, only one colour fabric covers are available.

* Deluxe, Fabrics and microfibers are not available for the U.K. - USA/CA - IE market.



psot



P700

Feet




PM2251



PM2254



PL2280



PL2281

Ottoman



We reserve the right to amend materials, covers and product dimensions shown on the data sheet, for production purposes and without prior notice. The line drawings, graphic information, dimensions, and volume provided are approximate and may vary due to the tolerances allowed in the production process with a view to improvements. The following maximum load values are recommended under normal use: armchairs max. 120 kg, 2-seater sofas max. 200 kg (2x100 kg), 3-seater sofas max. 240 kg (3x80 kg). Exceeding the recommended load may cause a structural failure of the sofa/armchair or its components.



↑ fold following the dotted line ↑

giano.premium 1211



L Length - H Height - D Depth - SH Seat Height - SD Seat Depth
Dimensions refer to maximum sizes of the version with closed mechanism (where available).

dimensions	L 180/71" H76/30" D105/41" SH44/17" SD57/22"	L 200/79" H76/30" D105/41" SH44/17" SD57/22"	L 220/87" H76/30" D105/41" SH44/17" SD57/22"	L 90/35" H76/30" D105/41" SH44/17" SD57/22"	L 90/35" H76/30" D105/41" SH44/17" SD57/22"
version code	200	240	300	B68	B69
Description	2 seater	2 1/2 seater	3 seater	mini chair raf	mini chair laf
L 90/35" H76/30" D105/41" SH44/17" SD57/22"	L 90/35" H76/30" D105/41" SH44/17" SD57/22"	L 90/35" H76/30" D105/41" SH44/17" SD57/22"	L 90/35" H76/30" D105/41" SH44/17" SD57/22"	L 100/39" H76/30" D105/41" SH44/17" SD57/22"	L 100/39" H76/30" D105/41" SH44/17" SD57/22"
D84	D85	C36	C37	110	120
rhf el.rec.mini ch.man.hrest	lhf el.rec.mini ch.man.hrest	rf el.rec.mini chair	lhf el.rec.mini chair	1 right arm facing chair	1 left arm facing chair
L 100/39" H76/30" D105/41" SH44/17" SD57/22"	L 100/39" H76/30" D105/41" SH44/17" SD57/22"	L 100/39" H76/30" D105/41" SH44/17" SD57/22"	L 100/39" H76/30" D105/41" SH44/17" SD57/22"	L 110/43" H76/30" D105/41" SH44/17" SD57/22"	L 110/43" H76/30" D105/41" SH44/17" SD57/22"
D86	D87	173	174	114	124
rhf el.rec.chair man.hrest	lhf el.rec.chair man.hrest	elec.rec.chair 1arm raf	elec.rec.chair 1arm laf	rhf maxi chair	lhf maxi chair
L 110/43" H76/30" D105/41" SH44/17" SD57/22"	L 110/43" H76/30" D105/41" SH44/17" SD57/22"	L 110/43" H76/30" D105/41" SH44/17" SD57/22"	L 110/43" H76/30" D105/41" SH44/17" SD57/22"	L 183/72" H76/30" D105/41" SH44/17" SD57/22"	L 183/72" H76/30" D105/41" SH44/17" SD57/22"
D88	D89	612	613	251	252
rhf el.rec.maxi ch.man.hrest	lhf el.rec.maxi ch.man.hrest	1raf maxi chair rec.el	1laf maxi chair rec.el	1 right arm fac.2 1/2 str	1 left arm fac. 2 1/2 str

↓ fold following the dotted line ↓

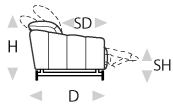


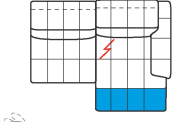
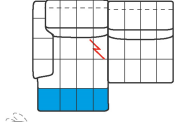
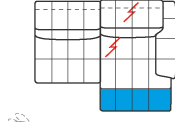
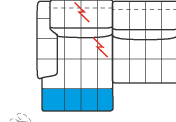
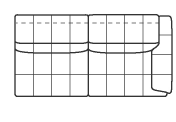
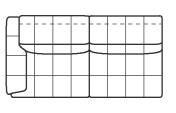
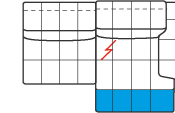
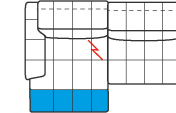
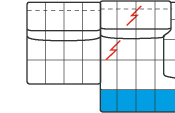
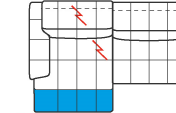
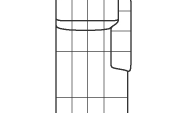
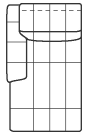
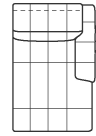
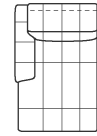
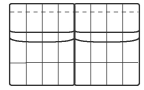


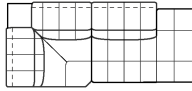
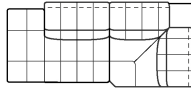
↑ fold following the dotted line ↑

giano. premium 1211



L Length - H Height - D Depth - SH Seat Height - SD Seat Depth
Dimensions refer to maximum sizes of the version with closed mechanism (where available).



dimensions	 L 183/72" H76/30" D105/41" SH44/17" SD57/22"	 L 183/72" H76/30" D105/41" SH44/17" SD57/22"	 L 183/72" H76/30" D105/41" SH44/17" SD57/22"	 L 183/72" H76/30" D105/41" SH44/17" SD57/22"	 L 203/80" H76/30" D105/41" SH44/17" SD57/22"
version code	AS0	AS1	G06	G07	310
Description	man.headr.el.rec.rhfman.headr.el.rec.lhf 2 1/2 str	man.headr.el.rec.lhf 2 1/2 str	rhf 2 1/2 seater el.rec.	lhf 2 1/2 seater el.rec.	1right arm facing 3 str
	 L 203/80" H76/30" D105/41" SH44/17" SD57/22"	 L 203/80" H76/30" D105/41" SH44/17" SD57/22"	 L 203/80" H76/30" D105/41" SH44/17" SD57/22"	 L 203/80" H76/30" D105/41" SH44/17" SD57/22"	 L 100/39" H76/30" D165/65" SH44/17" SD117/46"
320	AS2	AS3	403	404	410
1left arm facing 3 str	man.headr.el.rec.rhfman.headr.el.rec.lhf 3 str	man.headr.el.rec.lhf 3 str	1rgrt arm fac.3str elec.rec.	1lft arm fac.3str elec.rec.	chaise lon.rhf arm fac
					
L 100/39" H76/30" D165/65" SH44/17" SD117/46"	L 110/43" H76/30" D165/65" SH44/17" SD117/46"	L 110/43" H76/30" D165/65" SH44/17" SD117/46"	L 166/65" H76/30" D105/41" SH44/17" SD57/22"	L 186/73" H76/30" D105/41" SH44/17" SD57/22"	L 113/44" H76/30" D113/44" SH44/17" SD57/22"
420	601	602	243	330	040
chaise lon.lhf arm fac	maxi chaise lon.rgt arm fac.	maxi chaise lon.lft arm fac.	2 1/2 seater with no armrests	3 str with no armrests	square corner
					
L 245/96" H76/30" D113/44" SH44/17" SD57/22"	L 245/96" H76/30" D113/44" SH44/17" SD57/22"				
043	044				
sq.cor.chr.sq.mer. rig.fac.	sq.cor.chr.sq.mer. left fac.				

↓ fold following the dotted line ↓

