

# lady\_G.cal 1194

## Model Code F2665

date of issue 06-08-21 revision 00  
revision of 29-09-21 (the present replaces any previous versions)

**Designer:** centro studi interno

**Structure:** seat frame in pinewood, multilayer and plywood covered with polyurethane foam; backrest frame in painted metal. Swivel versions rest on a swivel mechanism.

**Spring system:** elastic webbing

**Seat Padding:** in ecological polyurethane foam covered with 100% polyester layer

**Back Padding:** in ecological polyurethane foam covered with 100% polyester layer

**Removability:** not available

**Mechanisms:** swivel versions (P98,P99) are equipped with a swivel metal mechanism with return spring.

**Standard feet:** pvc h.cm. 1. Swivel versions (P98,P99) rest on matt black lacquered PL2032 wooden base.

**Please note:** the model is not available in art. LADY and NEW VELVET.



### Density of seat and back

Markets	Seat	Back
I	35 Medium	28
D - NL - CH		
USA - California		
GB	37 fire retardant	27 fire retardant
Others	35 Medium	28

Note: when no values/contents are specified in the chart, please refer to 'Others' field/area.

### Coverings

	suggested	not suggested	not possible
thick leathers	✓		
thin elastic leathers	✓		
natural leathers	✓		
fabric*	✓		
microfibre*	✓		
leather + split			✓
DeLuxe			✓
multi colour**			✓
multi-category**			✓
multi covering**			✓

Please note: for not removable models, only one colour fabric covers are available.

\*fabrics and microfibers are not available for the U.K. market

### Components / Optional vers.

--	--	--

### Feet



PVC H1

PL2032

--	--	--

### Ottoman

--	--	--

With the reservation of carrying for production purposes and without advanced notices modifications on the materials, coverings and dimensions of the product as indicated in the relevant specification. The given dimensions and volume are of indicative value being subject to the production process tolerances. For normal use, the following maximum loads are recommended: Armchairs max. 120 kg, 2-seat sofas max. 200 kg (2x100 kg), 3-seat sofas max. 240 kg (3x80 kg). Use with loads exceeding the indicated values may cause the sofa/armchair or its components to break.

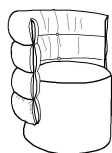


↑ fold following the dotted line ↑

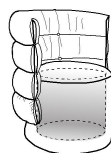
# lady\_G.cal 1194



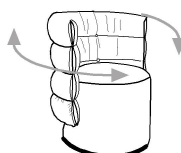
L Length - H Height - D Depth - SH Seat Height - SD Seat Depth  
Dimensions refer to maximum sizes of the version with closed mechanism (where available).



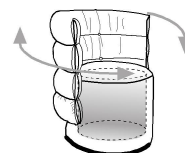
L 72/28"  
H84/33" D63/25"  
SH52/20" SD50/20"



L 72/28"  
H84/33" D63/25"  
SH52/20" SD50/20"



L 72/28"  
H84/33" D63/25"  
SH52/20" SD50/20"



L 72/28"  
H84/33" D63/25"  
SH52/20" SD50/20"

dimensions

version code

E24

I44

P98

P99

Description

easy chair

storage easy  
chair

swivel easy chair

swivel storage  
easy chair

↓ fold following the dotted line ↓

