

# mango.premium 1242



## Model Code F5696

date of issue 11-03-24 revision 00  
revision of 22-04-24 (the present replaces any previous versions)

**Designer:** centro studi interno

**Structure:** pinewood, masonite, multilayer, and plywood covered with ecological polyurethane foam covered with 100% polyester layer. Backrests rest on a metal mechanism\*.

**Spring system:** elastic webbing.

**Seat Padding:** in ecological polyurethane foam covered with 100% polyester padding.

**Back Padding:** backrests and lumbar supports in ecological polyurethane foam covered with 100% polyester padding.

**Arm Interior:** in ecological polyurethane foam covered with 100% polyester padding.

**Removability:** not available

**Sewing:** coverings are feasible with tone-on-tone stitching or, upon request, with contrast stitching in the colors available. Cuts on leather coverings differ from cuts on fabric coverings.

**Mechanisms:** \*the model is equipped with manually adjustable backrests so, that the seat depth can be increased by 42 cm. An additional mechanism inside the backrests allows the headrest area to be tilted forward (this mechanism is not included in versions DN8/DN9). The total depth of the model with backrests positioned outward is 147 cm.

**Standard feet:** antique bronze painted metal feet PM995, h. 15 cm. Alternatively, it is possible to choose among the standard finishes available on the sample book. The sample book also includes "special" finishes available with a price upcharge, subject to production approval. Some versions may be equipped with hidden feet with a supporting structural function.

### Density of seat and back kg/cbm (±5%) <sup>(1)</sup>

Markets	Seat	Back
I	35 Medium	27
D - NL - CH	35 sostenuto hard	28 hard
USA - California	35 soft	27 soft
GB	37 fire retardant	31 fire retardant
Others	35 Medium	27

<sup>(1)</sup>Density: volume mass apparently determined on materials without any kind of covers and according to the UNI EN ISO 845 regulations. Indicated values refer to production averages; the Company reserves the right, if needed, to make changes to the declared technical characteristics. Before use, it is advisable to look at the SAFETY INFORMATION TECHNIQUE for info regarding use and protection of people and of the environment, in compliance with existing EEC regulations.

### Coverings

	suggested	not suggested	not possible
thick leathers	✓		
thin elastic leathers	✓		
natural leathers	✓		
fabric*	✓		
microfibre*	✓		
leather + split			✓
DeLuxe*			✓
multi colour**	✓		
multi-category**	✓		
multi covering**			✓

Please note: for not removable models, only one colour fabric covers are available.

\* Deluxe, Fabrics and microfibers are not available for the U.K. - USA/CA - IE market.



### Feet



PM995



### Ottoman



We reserve the right to amend materials, covers and product dimensions shown on the data sheet, for production purposes and without prior notice. The line drawings, graphic information, dimensions, and volume provided are approximate and may vary due to the tolerances allowed in the production process with a view to improvements. The following maximum load values are recommended under normal use: armchairs max. 120 kg, 2-seater sofas max. 200 kg (2x100 kg), 3-seater sofas max. 240 kg (3x80 kg). Exceeding the recommended load may cause a structural failure of the sofa/armchair or its components.



↑ fold following the dotted line ↑

# mango.premium 1242



**L Length - H Height - D Depth - SH Seat Height - SD Seat Depth**  
 Dimensions refer to maximum sizes of the version with closed mechanism (where available).

<p>dimensions</p>						
	L 220/87" H101/40" D114/45" SH45/18" SD58/23"	L 240/94" H101/40" D114/45" SH45/18" SD58/23"	L 110/43" H101/40" D114/45" SH45/18" SD58/23"	L 110/43" H101/40" D114/45" SH45/18" SD58/23"	L 120/47" H101/40" D114/45" SH45/18" SD58/23"	
version code	Q62	BS6	AH0	AH1	AU0	
Description	tilt back 3-seater sofa	tilt maxi 3-seater	tilt rhf chair	tilt lhf chair	tilt maxi rhf chair	
	L 120/47" H101/40" D114/45" SH45/18" SD58/23"	L 130/51" H101/40" D114/45" SH45/18" SD58/23"	L 130/51" H101/40" D114/45" SH45/18" SD58/23"	L 180/71" H101/40" D114/45" SH45/18" SD58/23"	L 180/71" H101/40" D114/45" SH45/18" SD58/23"	L 200/79" H101/40" D114/45" SH45/18" SD58/23"
	AU1	BL8	BL9	AU4	AU5	BS7
	tilt maxi lhf chair	tilt rhf xl chair	tilt lhf xl chair	tilt rhf 3 seater	tilt lhf 3 seater	tilt maxi rhf 3-seater
	L 200/79" H101/40" D114/45" SH45/18" SD58/23"	L 70/28" H101/40" D114/45" SH45/18" SD58/23"	L 80/31" H101/40" D114/45" SH45/18" SD58/23"	L 140/55" H101/40" D114/45" SH45/18" SD58/23"	L 160/63" H101/40" D114/45" SH45/18" SD58/23"	L 120/47" H101/40" D114/45" SH45/18" SD58/23"
	BS8	Q69	AZ2	QB0	BS9	BS4
	tilt maxi lhf 3-seater	armless tilt chair	tilt maxi armless chair	tilt armless 3-seater	tilt maxi armless 3-seater	tilt rhf mer.armless
	L 120/47" H101/40" D114/45" SH45/18" SD58/23"	L 130/51" H101/40" D114/45" SH45/18" SD58/23"	L 130/51" H101/40" D114/45" SH45/18" SD58/23"	L 153/60" H101/40" D162/64" SH45/18" SD58/23"	L 153/60" H101/40" D162/64" SH45/18" SD58/23"	L 110/43" H101/40" D144/57" SH45/18" SD88/35"
	BS5	DB9	DC0	DN8	DN9	AU6
	tilt lhf mer.armless chair	tilt rhf mer. armless maxi chr	tilt lhf mer. armless maxi chr	rhf merid.special arml.chair	lhf merid.special arml.chair	tilt rhf chaise long

↓ fold following the dotted line ↓

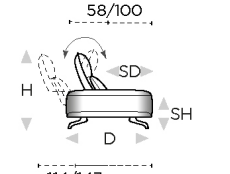
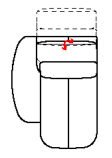
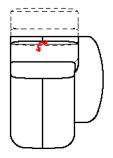
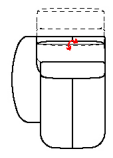
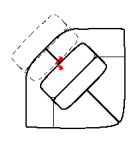
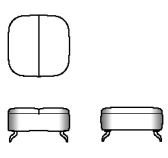
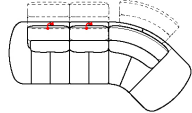
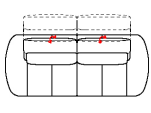


↑ fold following the dotted line ↑

# mango.premium 1242



**L Length - H Height - D Depth - SH Seat Height - SD Seat Depth**  
 Dimensions refer to maximum sizes of the version with closed mechanism (where available).

 <p>dimensions</p>	 <p>L 110/43" H101/40" D144/57" SH45/18" SD88/35"</p>	 <p>L 120/47" H101/40" D144/57" SH45/18" SD88/35"</p>	 <p>L 120/47" H101/40" D144/57" SH45/18" SD88/35"</p>	 <p>L 127/50" H101/40" D127/50" SH45/18" SD58/23"</p>	 <p>L 80/31" H45/18" D80/31" SH0/0" SD0/0"</p>
<p>version code</p>	<p>AU7</p>	<p>AU8</p>	<p>AU9</p>	<p>QB1</p>	<p>540</p>
<p>Description</p>	<p>tilt lhf chaise long</p>	<p>tilt maxi rhf chaise long</p>	<p>tilt maxi lhf chaise long</p>	<p>tilt corner</p>	<p>ottoman</p>
<p>AU5+DN8</p> 	<p>BL9+BL8</p> 				
<p>L 333/131" H101/40" D162/64" SH45/18" SD58/23"</p>	<p>L 260/102" H101/40" D114/45" SH45/18" SD58/23"</p>				
<p>WG5</p>	<p>WG9</p>				
<p>au5 + dn8</p>	<p>bl8 + bl9</p>				

↓ fold following the dotted line ↓



# mango.premium 1242

## Model Code F5696

date of issue 11-03-24  
 revision 00 of 22-04-24  
 (the present replaces any previous versions)



**\*\*Multicover (combination of different materials)**  YES  NO

**\*\*Multicolor (different colors belonging to the same material)**  YES  NO

1st cover  SPLIT  LEATHER  FABRIC  MICROFIBER

1st color  SPLIT  LEATHER  FABRIC  MICROFIBER

2nd cover  SPLIT  LEATHER  FABRIC  MICROFIBER

2nd color  SPLIT  LEATHER  FABRIC  MICROFIBER

3rd cover  SPLIT  LEATHER  FABRIC  MICROFIBER

3rd color  SPLIT  LEATHER  FABRIC  MICROFIBER

**\*\*Multicategory (different categories belonging to the same material)**  YES  NO

Also available in multicolor: 1st color (fabric/microfiber) seats and armrests; 2nd color (fabric/microfiber) backrests and lumbar supports.

