



Model Code F2671

date of issue 06-08-21 revision 00
revision of 30-05-22 (the present replaces any previous versions)

Designer: centro studi interno

Structure: pinewood, beech-wood, multilayer and plywood covered with polyurethane foam.

Spring system: elastic webbing

Seat Padding: in ecological polyurethane foam covered with 100% polyester layer

Back Padding: in ecological polyurethane foam covered with 100% polyester layer

Removability: not available

Sewing: leather covers feasible with contrast stitching in the colors available; cuts and sewing vary on microfiber (or fabric) covers.

Mechanisms: swivel version (P98) is equipped with a swivel metal mechanism with return spring. Swivel open-base version (Q58) is equipped with a metal swivel mechanism.

Standard feet: easy chair version (E24) is lifted 13.5 cm off the floor and is equipped with metal feet with GRAUBRAUN standard finish. Alternatively, it is possible to choose among the standard or "special" finishes enclosed in the sample book. Swivel easy chair version (P98) rests on a matt black lacquered PL2032 wooden base. Swivel open base easy chair version (Q58) rests on a PM2052 base with shiny metal standard finish. Alternatively, it is possible to choose among the following finish options: graubraun, antique bronze, matt black or titanium.

Density of seat and back kg/cbm (±5%) ⁽¹⁾

Markets	Seat	Back
I	35 Medium	30
D - NL - CH		
USA - California		
GB	37 fire retardant	37 fire retardant
Others	35 Medium	30

Note: when no values/contents are specified in the chart, please refer to 'Others' field/area.

⁽¹⁾Density: volume mass apparently determined on materials without any kind of covers and according to the UNI EN ISO 845 regulations. Indicated values refer to production averages; the Company reserves the right, if needed, to make changes to the declared technical characteristics. Before use, it is advisable to look at the SAFETY INFORMATION TECHNIQUE for info regarding use and protection of people and of the environment, in compliance with existing EEC regulations.

Coverings

	suggested	not suggested	not possible
thick leathers	✓		
thin elastic leathers	✓		
natural leathers	✓		
fabric*	✓		
microfibre*	✓		
leather + split			✓
DeLuxe			✓
multi colour**			✓
multi-category**			✓
multi covering**			✓

Please note: for not removable models, only one colour fabric covers are available.

* fabrics and microfibers are not available for the U.K. market

Components / Optional vers.



Feet



PM2213

PL2032

PM2052



Ottoman



With the reservation of carrying for production purposes and without advanced notices modifications on the materials, coverings and dimensions of the product as indicated in the relevant specification. The given dimensions and volume are of indicative value being subject to the production process tolerances. For normal use, the following maximum loads are recommended: Armchairs max. 120 kg, 2-seat sofas max. 200 kg (2x100 kg), 3-seat sofas max. 240 kg (3x80 kg). Use with loads exceeding the indicated values may cause the sofa/armchair or its components to break.

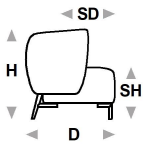


↑ fold following the dotted line ↑

milla.cal 1198



L Length - H Height - D Depth - SH Seat Height - SD Seat Depth
Dimensions refer to maximum sizes of the version with closed mechanism (where available).



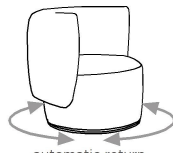
dimensions



L 75/30"
H74/29" D74/29"
SH43/17" SD52/20"

E24

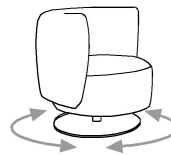
easy chair



L 75/30"
H74/29" D74/29"
SH43/17" SD52/20"

P98

swivel easy chair



L 75/30"
H74/29" D74/29"
SH43/17" SD52/20"

Q58

swivel open base
easy chair

↓ fold following the dotted line ↓

