

ovetto.premium 1231



Model Code F5676

date of issue 31-05-23 revision 00
revision of 06-07-23 (the present replaces any previous versions)

Designer: centro studi interno.

Structure: pinewood, multilayer and plywood covered with polyurethane foam.

Spring system: elastic webbing

Seat Padding: seat cushions in ecological polyurethane foam, covered with 100% polyester padding

Back Padding: backrests in ecological polyurethane foam, covered with 100% polyester padding

Arm Interior: armrests in ecological polyurethane foam, covered with 100% polyester padding

Removability: not available

Sewing: leather covers feasible with contrast stitching in the colors available; cuts and sewing vary on microfibre (or fabric) covers.

Mechanisms: reclining versions available with power recliner mechanism, operated by a touch button (TP_1) positioned on the seat sides. The maximum depth of the model with recliner mechanism completely open is 158 cm. Recliner versions are also equipped with a manual mechanism inside the backrest of the reclining seat which allows the headrest to be adjusted forward.

Standard feet: metal feet PM2262, h 13 cm, with standard matt black finish. Alternatively, it is possible to choose among the following finish options: graubraun or chrome. All recliner versions are also equipped with a foot in PVC, h. 5 cm. Some versions may be equipped with hidden feet with a supporting structural function.

With the reservation of carrying for production purposes and without advanced notices modifications on the materials, coverings and dimensions of the product as indicated in the relevant specification. The given dimensions and volume are of indicative value being subject to the production process tolerances. For normal use, the following maximum loads are recommended: Armchairs max. 120 kg, 2-seat sofas max. 200 kg (2x100 kg), 3-seat sofas max. 240 kg (3x80 kg). Use with loads exceeding the indicated values may cause the sofa/armchair or its components to break.

Density of seat and back kg/cbm (±5%) ⁽¹⁾

Markets	Seat	Back
I	35 Medium	27
D - NL - CH	35 sostenuto hard	28 hard
USA - California	35 soft	27 soft
GB	37 fire retardant	31 fire retardant
Others	35 Medium	27

Note: when no values/contents are specified in the chart, please refer to 'Others' field/area.

⁽¹⁾Density: volume mass apparently determined on materials without any kind of covers and according to the UNI EN ISO 845 regulations. Indicated values refer to production averages; the Company reserves the right, if needed, to make changes to the declared technical characteristics. Before use, it is advisable to look at the SAFETY INFORMATION TECHNIQUE for info regarding use and protection of people and of the environment, in compliance with existing EEC regulations.

Coverings

	suggested	not suggested	not possible
thick leathers	✓		
thin elastic leathers	✓		
natural leathers	✓		
fabric*	✓		
microfibre*	✓		
leather + split			✓
DeLuxe			✓
multi colour**			✓
multi-category**			✓
multi covering**			✓

Please note: for not removable models, only one colour fabric covers are available.

* fabrics and microfibers are not available for the U.K. market

Components / Optional vers.



TP_1

Feet



PM2262

Ottoman

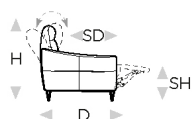


↑ fold following the dotted line ↑

ovetto.premium 1231



L Length - H Height - D Depth - SH Seat Height - SD Seat Depth
 Dimensions refer to maximum sizes of the version with closed mechanism (where available).



dimensions	L 96/38" H100/39" D101/40" SH44/17" SD57/22"	L 96/38" H100/39" D101/40" SH44/17" SD57/22"	L 162/64" H100/39" D101/40" SH44/17" SD57/22"	L 182/72" H100/39" D101/40" SH44/17" SD57/22"	L 202/80" H100/39" D101/40" SH44/17" SD57/22"
version code	100	161	200	240	300
Description	chair	chair with elec.recl.	2 seater	2 1/2 seater	3 seater
L 65/26" H42/17" D65/26" SH0/0" SD0/0"	L 81/32" H100/39" D101/40" SH44/17" SD57/22"	L 81/32" H100/39" D101/40" SH44/17" SD57/22"	L 81/32" H100/39" D101/40" SH44/17" SD57/22"	L 81/32" H100/39" D101/40" SH44/17" SD57/22"	L 91/36" H100/39" D101/40" SH44/17" SD57/22"
540	B68	B69	C36	C37	110
ottoman	mini chair raf	mini chair laf	rhf el.rec.mini chair	lhf el.rec.mini chair	1 right arm facing chair
L 91/36" H100/39" D101/40" SH44/17" SD57/22"	L 91/36" H100/39" D101/40" SH44/17" SD57/22"	L 91/36" H100/39" D101/40" SH44/17" SD57/22"	L 101/40" H100/39" D101/40" SH44/17" SD57/22"	L 101/40" H100/39" D101/40" SH44/17" SD57/22"	L 101/40" H100/39" D101/40" SH44/17" SD57/22"
120	173	174	114	124	612
1 left arm facing chair	elec.rec.chair 1arm raf	elec.rec.chair 1arm laf	rhf maxi chair	lhf maxi chair	1raf maxi chair rec.el
L 101/40" H100/39" D101/40" SH44/17" SD57/22"	L 65/26" H100/39" D101/40" SH44/17" SD57/22"	L 65/26" H100/39" D101/40" SH44/17" SD57/22"	L 75/30" H100/39" D101/40" SH44/17" SD57/22"	L 75/30" H100/39" D101/40" SH44/17" SD57/22"	L 85/33" H100/39" D101/40" SH44/17" SD57/22"
613	D62	I06	130	E95	144
1laf maxi chair rec.el	small chair no arm	armless mini chair elec.rec.	chair without armr.	elec.recl.armless chair	maxi chair no arm

↓ fold following the dotted line ↓

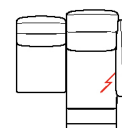
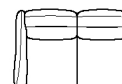
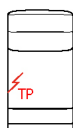
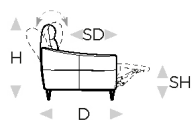


↑ fold following the dotted line ↑

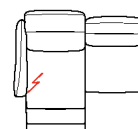
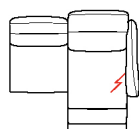
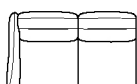
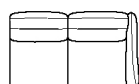
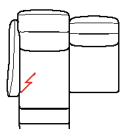
ovetto.premium 1231



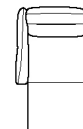
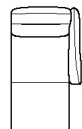
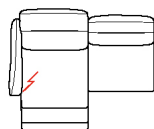
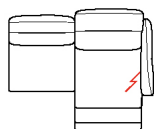
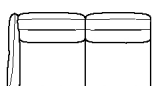
L Length - H Height - D Depth - SH Seat Height - SD Seat Depth
Dimensions refer to maximum sizes of the version with closed mechanism (where available).



dimensions	L 85/33" H100/39" D101/40" SH44/17" SD57/22"	L 150/59" H100/39" D101/40" SH44/17" SD57/22"	L 146/57" H100/39" D101/40" SH44/17" SD57/22"	L 146/57" H100/39" D101/40" SH44/17" SD57/22"	L 146/57" H100/39" D101/40" SH44/17" SD57/22"
version code	182	243	210	220	395
Description	el.rec.arml.maxi chair	2 1/2 seater with no armrests	1right arm facing 2 str	1left arm facing 2 str	1rgt arm fac.2str elec.rec.



L 146/57" H100/39" D101/40" SH44/17" SD57/22"	L 166/65" H100/39" D101/40" SH44/17" SD57/22"	L 166/65" H100/39" D101/40" SH44/17" SD57/22"	L 166/65" H100/39" D101/40" SH44/17" SD57/22"	L 166/65" H100/39" D101/40" SH44/17" SD57/22"	L 186/73" H100/39" D101/40" SH44/17" SD57/22"
396	251	252	G06	G07	310
1lft arm fac.2str elec.rec.	1 right arm fac.2 1/2 str	1 left arm fac. 2 1/2 str	rhf 2 1/2 seater el.rec.	lhf 2 1/2 seater el.rec.	1right arm facing 3 str



L 186/73" H100/39" D101/40" SH44/17" SD57/22"	L 186/73" H100/39" D101/40" SH44/17" SD57/22"	L 186/73" H100/39" D101/40" SH44/17" SD57/22"	L 91/36" H100/39" D161/63" SH44/17" SD117/46"	L 91/36" H100/39" D161/63" SH44/17" SD117/46"	L 108/43" H100/39" D108/43" SH44/17" SD57/22"
320	403	404	410	420	000
1left arm facing 3 str	1rgt arm fac.3str elec.rec.	1lft arm fac.3str elec.rec.	chaise lon.rhf arm fac	chaise lon.lhf arm fac	corner



L 104/41" H100/39" D104/41" SH44/17" SD57/22"	L 229/90" H100/39" D104/41" SH44/17" SD57/22"	L 229/90" H100/39" D104/41" SH44/17" SD57/22"
040	043	044
square corner	sq.cor.chr.sq.mer. rig.fac.	sq.cor.chr.sq.mer.left fac.

↓ fold following the dotted line ↓

