

# paride.premium 1119



## Model Code F5557

date of issue 14-12-17 revision 00  
revision of 11-10-21 (the present replaces any previous versions)

**Designer:** centro studi interno

**Structure:** pinewood, beech-wood, multilayer and plywood covered with polyurethane foam.

**Spring system:** elastic webbing.

**Seat Padding:** seat cushions in polyurethane foam covered with 100% dacron polyester padding.

**Back Padding:** back cushions in polyurethane foam covered with 100% dacron polyester padding.

**Arm Interior:** armrests in polyurethane foam covered with 100% dacron polyester padding.

**Removability:** not available.

**Sewing:** leather covers feasible with contrast stitching in the colors available; cuts and sewing vary on microfiber (or fabric) covers. The model features a decorative stitch (embroidery stitch n° 1\_1 ago/needle) on the cushions.

**Mechanisms:** the model is equipped with manual flip-up headrests on the backs. With lifted headrests, the seat depth increases by 17 cm, the total depth of the sofa reaches 108 cm and the headrest height increases by 31 cm. The model also features adjustable armrests. With armrests completely stretched outwards the length of the sofa increases by 12 cm per armrest side.

**Standard feet:** metal feet with standard ANTIQUE BRONZE finish, h 17 cm. Alternatively, it is possible to choose among the standard finishes enclosed in the sample book. The sample book also includes "special" finishes available with a price upcharge, subject to production approval. Some versions may be equipped with hidden feet with a supporting structural function.

**Optional versions:** "lumbar support" pillow (656) and "maxi lumbar support" pillow (P54) both with feather mix filling. For a better comfort experience, it is advisable to add on each back: kidneyrest (P54) on versions 300, 592/593, 601/602, P63/P64 and kidneyrest (656) on versions 240, 251/252, 410/420, 200, 210/220, 043/044, 040.

**Please note:** leather covers come in combination with Bonus, a soft, suede-effect microfiber fabric, placed on the backs inner sides and on one side of the kidneyrest pillows. The color of the Bonus fabric is not always identical to the color of the leather; it does however match with it ("tone-on-tone"). Alternatively customers may choose the desired color match and indicate their color choice on the order. The colors available for this article are shown in a designated Bonus' folder.

With the reservation of carrying for production purposes and without advanced notices modifications on the materials, coverings and dimensions of the product as indicated in the relevant specification. The given dimensions and volume are of indicative value being subject to the production process tolerances. For normal use, the following maximum loads are recommended: Armchairs max. 120 kg, 2-seat sofas max. 200 kg (2x100 kg), 3-seat sofas max. 240 kg (3x80 kg). Use with loads exceeding the indicated values may cause the sofa/armchair or its components to break.

### Density of seat and back

Markets	Seat	Back
I	35 Medium	27
D - NL - CH		
USA - California		
GB	37 fire retardant	27 fire retardant
Others	35 Medium	27

Note: when no values/contents are specified in the chart, please refer to 'Others' field/area.

### Coverings

	suggested	not suggested	not possible
thick leathers	✓		
thin elastic leathers	✓		
natural leathers	✓		
fabric*	✓		
microfibre*	✓		
leather + split			✓
DeLuxe			✓
multi colour			✓
multi-category			✓
multi covering			✓

Please note: for not removable models, only one colour fabric covers are available.

\*fabrics and microfibers are not available for the U.K. market

### Multicovering / Components / Optional vers.



N.1\_1AGO

### Feet



PM2207

### Ottoman

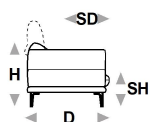


↑ fold following the dotted line ↑

# paride. premium 1119



L Length - H Height - D Depth - SH Seat Height - SD Seat Depth  
Dimensions refer to maximum sizes of the version with closed mechanism (where available).



dimensions L 176/69" H79/31" D91/36" SH44/17" SD50/20"	dimensions L 196/77" H79/31" D91/36" SH44/17" SD50/20"	dimensions L 208/82" H79/31" D91/36" SH44/17" SD50/20"	dimensions L 152/60" H79/31" D91/36" SH44/17" SD50/20"	dimensions L 152/60" H79/31" D91/36" SH44/17" SD50/20"
version code 200	version code 240	version code 300	version code 210	version code 220
Description 2 seater	Description 2 1/2 seater	Description 3 seater	Description 1right arm facing 2 str	Description 1left arm facing 2 str
dimensions L 172/68" H79/31" D91/36" SH44/17" SD50/20"	dimensions L 172/68" H79/31" D91/36" SH44/17" SD50/20"	dimensions L 200/79" H79/31" D91/36" SH44/17" SD50/20"	dimensions L 200/79" H79/31" D91/36" SH44/17" SD50/20"	dimensions L 98/39" H79/31" D157/62" SH44/17" SD115/45"
version code 251	version code 252	version code 592	version code 593	version code 410
Description 1 right arm fac.2 1/2 str	Description 1 left arm fac. 2 1/2 str	Description 1 raf 3 str maxi	Description 1 laf 3 str maxi	Description chaise lon.rhf arm fac
dimensions L 112/44" H79/31" D157/62" SH44/17" SD115/45"	dimensions L 112/44" H79/31" D157/62" SH44/17" SD115/45"	dimensions L 132/52" H79/31" D171/67" SH44/17" SD130/51"	dimensions L 132/52" H79/31" D171/67" SH44/17" SD130/51"	dimensions L 102/40" H79/31" D102/40" SH44/17" SD50/20"
version code 601	version code 602	version code P63	version code P64	version code 040
Description maxi chaise lon.rgt arm fac.	Description maxi chaise lon.lft arm fac.	Description rhf xl chaise longue	Description lhf xl chaise longue	Description square corner
dimensions L 223/88" H79/31" D91/36" SH44/17" SD50/20"	dimensions L 89/35" H45/18" D58/23" SH0/0" SD0/0"	dimensions L 50/20" H25/10" D11/4" SH0/0" SD0/0"	dimensions L 70/28" H25/10" D11/4" SH0/0" SD0/0"	dimensions L 0/0" H0/0" D0/0" SH0/0" SD0/0"
version code 044	version code 635	version code 656	version code P54	version code W29
Description sq.cor.chr.sq.mer.le fac.	Description rectangular ottoman	Description lumbar support	Description maxi lumbar support	Description 593 + 601
dimensions L 223/88" H79/31" D91/36" SH44/17" SD50/20"	dimensions L 223/88" H79/31" D91/36" SH44/17" SD50/20"	dimensions L 223/88" H79/31" D91/36" SH44/17" SD50/20"	dimensions L 223/88" H79/31" D91/36" SH44/17" SD50/20"	dimensions L 223/88" H79/31" D91/36" SH44/17" SD50/20"
version code 043	version code 043	version code 043	version code 043	version code 043
Description sq.cor.chr.sq.mer. rig.fac.	Description sq.cor.chr.sq.mer. rig.fac.	Description sq.cor.chr.sq.mer. rig.fac.	Description sq.cor.chr.sq.mer. rig.fac.	Description sq.cor.chr.sq.mer. rig.fac.

↓ fold following the dotted line ↓

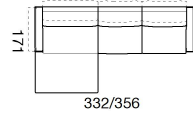
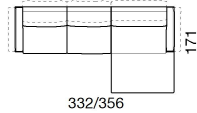
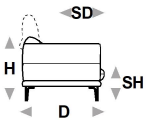


↑ fold following the dotted line ↑

# paride. premium 1119



**L** Length - **H** Height - **D** Depth - **SH** Seat Height - **SD** Seat Depth  
Dimensions refer to maximum sizes of the version with closed mechanism (where available).



dimensions	L 0/0" H0/0" D0/0" SH0/0" SD0/0"	L 0/0" H0/0" D0/0" SH0/0" SD0/0"	L 0/0" H0/0" D0/0" SH0/0" SD0/0"
version code	V06	V07	V08
Description	220 + 210	593 + p63	p64 + 592

↓ fold following the dotted line ↓

