

presley.premium 1236



Model Code F5683

date of issue 04-10-23 revision 00
revision of 16-11-23 (the present replaces any previous versions)

Designer: centro studi interno.

Structure: pinewood, multilayer and plywood covered with polyurethane foam.

Spring system: elastic webbing

Seat Padding: seat cushions in ecological polyurethane foam covered with 100% polyester padding.

Back Padding: backrest cushions in fiber (synthetic fiberfill).

Arm Interior: armrests in ecological polyurethane foam covered with 100% polyester padding.

Removability: not available

Sewing: leather covers feasible with contrast stitching in the colors available; cuts and sewings vary on microfiber (or fabric) covers.

Mechanisms: electric recliner versions available with electric recliner mechanisms operated by a button panel positioned on the side of seat cushions (M1F). All recliner versions are equipped with a synchronized mechanism that allows a coordinated movement of the seat, backrest and upper back (headrest). The depth of the model with open recliner is 160 cm.

Standard feet: PVC H1. The model is equipped with metal feet with a structural function (PM2282 on armless sides / PM728 metal cylinder fixed versions center)

Density of seat and back kg/cbm (±5%) ⁽¹⁾

Markets	Seat	Back
I	30 Medium	
D - NL - CH	30 sostenuto hard	
USA - California	30 soft	
GB	37 fire retardant	
Others	30 Medium	

⁽¹⁾Density: volume mass apparently determined on materials without any kind of covers and according to the UNI EN ISO 845 regulations. Indicated values refer to production averages; the Company reserves the right, if needed, to make changes to the declared technical characteristics. Before use, it is advisable to look at the SAFETY INFORMATION TECHNIQUE for info regarding use and protection of people and of the environment, in compliance with existing EEC regulations.

Coverings

	suggested	not suggested	not possible
thick leathers	✓		
thin elastic leathers	✓		
natural leathers	✓		
fabric*	✓		
microfibre*	✓		
leather + split			✓
DeLuxe*			✓
multi colour**			✓
multi-category**			✓
multi covering**			✓

Please note: for not removable models, only one colour fabric covers are available.

* Deluxe, Fabrics and microfibers are not available for the U.K. - USA/CA - IE market.



M1F

Feet



PVC H1

PM2282

PM728



Ottoman



We reserve the right to amend materials, covers and product dimensions shown on the data sheet, for production purposes and without prior notice. The line drawings, graphic information, dimensions, and volume provided are approximate and may vary due to the tolerances allowed in the production process with a view to improvements. The following maximum load values are recommended under normal use: armchairs max. 120 kg, 2-seater sofas max. 200 kg (2x100 kg), 3-seater sofas max. 240 kg (3x80 kg). Exceeding the recommended load may cause a structural failure of the sofa/armchair or its components.

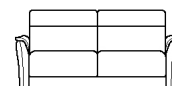
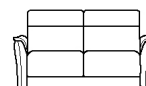
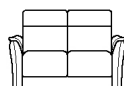
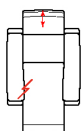
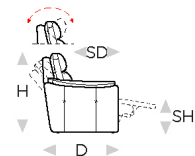


↑ fold following the dotted line ↑

presley.premium 1236



L Length - H Height - D Depth - SH Seat Height - SD Seat Depth
Dimensions refer to maximum sizes of the version with closed mechanism (where available).



dimensions

L 95/37"
H102/40" D98/39"
SH47/19" SD54/21"

L 95/37"
H102/40" D98/39"
SH47/19" SD54/21"

L 150/59"
H102/40" D98/39"
SH47/19" SD54/21"

L 180/71"
H102/40" D98/39"
SH47/19" SD54/21"

L 210/83"
H102/40" D98/39"
SH47/19" SD54/21"

version code

100

161

200

240

300

Description

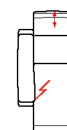
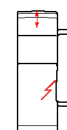
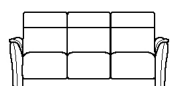
chair

chair with
elec.recl.

2 seater

2 1/2 seater

3 seater



L 205/81"
H102/40" D98/39"
SH47/19" SD54/21"

L 55/22"
H102/40" D98/39"
SH47/19" SD54/21"

L 73/29"
H102/40" D98/39"
SH47/19" SD54/21"

L 73/29"
H102/40" D98/39"
SH47/19" SD54/21"

L 73/29"
H102/40" D98/39"
SH47/19" SD54/21"

L 73/29"
H102/40" D98/39"
SH47/19" SD54/21"

346

D62

B68

B69

C36

C37

3/3 seater

small chair no
arm

mini chair raf

mini chair laf

rhf el.rec.mini
chair

lhf el.rec.mini
chair



L 88/35"
H102/40" D98/39"
SH47/19" SD54/21"

L 88/35"
H102/40" D98/39"
SH47/19" SD54/21"

L 88/35"
H102/40" D98/39"
SH47/19" SD54/21"

L 88/35"
H102/40" D98/39"
SH47/19" SD54/21"

L 103/41"
H102/40" D98/39"
SH47/19" SD54/21"

L 103/41"
H102/40" D98/39"
SH47/19" SD54/21"

110

120

173

174

114

124

1 right arm
facing chair

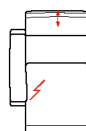
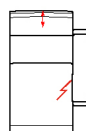
1 left arm facing
chair

elec.rec.chair
1arm raf

elec.rec.chair
1arm laf

rhf maxi chair

lhf maxi chair



L 103/41"
H102/40" D98/39"
SH47/19" SD54/21"

L 103/41"
H102/40" D98/39"
SH47/19" SD54/21"

612

613

1raf maxi chair
rec.el

1laf maxi chair
rec.el

↓ fold following the dotted line ↓

