

romeo relax.cal 808_R



Model Code F2243

date of issue 07-06-22 revision 01
revision of 27-01-25 (the present replaces any previous versions)

Designer: centro studi interno.

Structure: pinewood, multilayer and plywood covered with polyurethane foam.

Spring system: elastic webbing.

Seat Padding: seat cushions in ecological polyurethane foam covered with 100% polyester padding and memory foam.

Back Padding: back cushions and headrests in ecological polyurethane foam covered with 100% polyester padding.

Arm Interior: armrests in ecological polyurethane foam covered with 100% polyester padding.

Removability: not available.

Sewing: leather coverings feasible with contrast stitching in the colors available; cuts and sewing vary on microfiber (or fabric) coverings.

Mechanisms: electric recliner versions available with electrically liftable headrests and electric recliner mechanisms operated by a touch button positioned on the seat sides for armrest sides recliner versions and on the seat sides for armless recliner versions. Manually liftable headrests on electric recliner versions with manual headrests, on non recliner sides of RHF/LHF electric recliner versions and fixed (non recliner) versions. The depth of the model with open recliner is 154 cm. The height of the model with lifted headrests is 95 cm.

Components: version (M79) is equipped with a flexible, removable touch technology LED lamp and aluminum varnished abs beverage holder. The beverage holder and the LED lamp are not available on version (M00). Version (M80) comes with a storage compartment, that can be used by lifting the wooden layer and is not equipped with beverage holder and LED lamp. Version (M02) comes with a storage compartment, that can be used by lifting the wooden layer and is equipped with a flexible, removable touch technology LED lamp and aluminum varnished abs beverage holder.

Standard feet: the model is lifted 12 cm off the floor. Standard feet in metal with shiny finish. Alternatively, it is possible to choose among the standard finishes enclosed in the sample book. The sample book also includes "special" finishes available with a price upcharge, subject to production approval. Some versions may be equipped with hidden feet with a supporting structural function.

Optional versions: armrest pillow version (870) in 100% polyester padding covered with white cotton.

Please note: armless versions are equipped with feet PM920. Ottoman version (635) displays different aesthetic features if compared with the model. WARNING! The recliner models 1B. RECLINER (D84, D85, C36,C37, D86, D87, 173, 174, D88, D89, 612, 613,) and the recliner models S.B. RECLINER (I06, E95, I82,) CANNOT be placed adjacent to the corner model Q. (040), corner model POL. MERIDIEN (043, 044).

We reserve the right to amend materials, covers and product dimensions shown on the data sheet, for production purposes and without prior notice. The line drawings, graphic information, dimensions, and volume provided are approximate and may vary due to the tolerances allowed in the production process with a view to improvements. The following maximum load values are recommended under normal use: armchairs max. 120 kg, 2-seater sofas max. 200 kg (2x100 kg), 3-seater sofas max. 240 kg (3x80 kg). Exceeding the recommended load may cause a structural failure of the sofa/armchair or its components.

Density of seat and back kg/cbm (±5%) (1)

Markets	Seat	Back
I	35 Medium HR	27 HR
D - NL - CH		
USA - California	35 soft HR	27 soft HR
GB	35 fire retardant	25 fire retardant
Others	35 Medium HR	27 HR

(1)Density: volume mass apparently determined on materials without any kind of covers and according to the UNI EN ISO 845 regulations. Indicated values refer to production averages; the Company reserves the right, if needed, to make changes to the declared technical characteristics. Before use, it is advisable to look at the SAFETY INFORMATION TECHNIQUE for info regarding use and protection of people and of the environment, in compliance with existing EEC regulations.

Coverings

	suggested	not suggested	not possible
thick leathers	✓		
thin elastic leathers	✓		
natural leathers	✓		
fabric*	✓		
microfibre*	✓		
leather + split	✓		
DeLuxe*			✓
multi colour**	✓		
multi-category**	✓		
multi covering**	✓		

Please note: for not removable models, only one colour fabric covers are available.

* Deluxe, Fabrics and microfibers are not available for the U.K. - USA/CA - IE market.



T_SENS808R



C_870



808_led

Feet



PM913



PM920



Ottoman



↑ fold following the dotted line ↑

romeo relax.cal 808_R



L Length - H Height - D Depth - SH Seat Height - SD Seat Depth
Dimensions refer to maximum sizes of the version with closed mechanism (where available).

dimensions	L 110/17" H67/26" D107/42" SH42/17" SD61/24"	L 112/44" H67/26" D107/42" SH42/17" SD61/24"	L 112/44" H67/26" D107/42" SH42/17" SD61/24"	L 176/69" H67/26" D107/42" SH42/17" SD61/24"	L 196/77" H67/26" D107/42" SH42/17" SD61/24"
version code	100	161	E34	200	240
Description	chair	chair with elec.recl.	el.rec.chair manual headrest	2 seater	2 1/2 seater
L 212/83" H67/26" D107/42" SH42/17" SD61/24"	L 96/38" H41/16" D70/28" SH0/0" SD0/0"	L 60/24" H40/16" D10/4" SH0/0" SD0/0"	L 52/20" H52/20" D100/39" SH0/0" SD0/0"	L 52/20" H52/20" D100/39" SH0/0" SD0/0"	L 52/20" H52/20" D100/39" SH0/0" SD0/0"
300	635	870	M00	M79	M80
3 seater	rectangular ottoman	armrest	x armrest	outfitted x armrest	holder x armrest
L 52/20" H52/20" D100/39" SH0/0" SD0/0"	L 89/35" H67/26" D107/42" SH42/17" SD61/24"	L 89/35" H67/26" D107/42" SH42/17" SD61/24"	L 89/35" H67/26" D107/42" SH42/17" SD61/24"	L 89/35" H67/26" D107/42" SH42/17" SD61/24"	L 89/35" H67/26" D107/42" SH42/17" SD61/24"
M02	B68	B69	C36	C37	D84
outfitted holder x armrest	mini chair raf	mini chair laf	rhf el.rec.mini chair	lhs el.rec.mini chair	rhf el.rec.mini ch.man.hrest
L 89/35" H67/26" D107/42" SH42/17" SD61/24"	L 99/39" H67/26" D107/42" SH42/17" SD61/24"	L 99/39" H67/26" D107/42" SH42/17" SD61/24"	L 99/39" H67/26" D107/42" SH42/17" SD61/24"	L 99/39" H67/26" D107/42" SH42/17" SD61/24"	L 99/39" H67/26" D107/42" SH42/17" SD61/24"
D85	110	120	173	174	D86
lhs el.rec.mini ch.man.hrest	1 right arm facing chair	1 left arm facing chair	elec.rec.chair 1arm raf	elec.rec.chair 1arm laf	rhf el.rec.chair man.hrest

↓ fold following the dotted line ↓

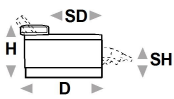


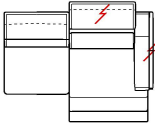
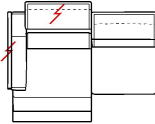
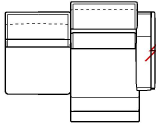
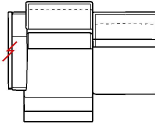
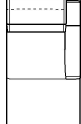
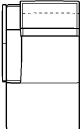
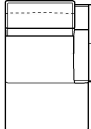
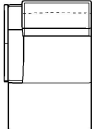





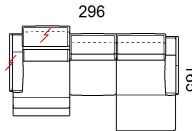
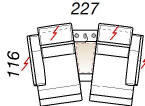
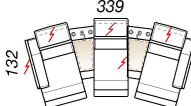

↑ fold following the dotted line ↑

romeo relax.cal 808_R



L Length - H Height - D Depth - SH Seat Height - SD Seat Depth
 Dimensions refer to maximum sizes of the version with closed mechanism (where available).



					
dimensions L 190/75" H67/26" D107/42" SH42/17" SD61/24"	dimensions L 190/75" H67/26" D107/42" SH42/17" SD61/24"	dimensions L 190/75" H67/26" D107/42" SH42/17" SD61/24"	dimensions L 190/75" H67/26" D107/42" SH42/17" SD61/24"	dimensions L 98/39" H67/26" D165/65" SH42/17" SD121/48"	
version code 403	version code 404	version code 174	version code 175	version code 410	
Description 1rgt arm fac.3str elec.rec.	Description 1lft arm fac.3str elec.rec.	Description rhf el.rec.3- s.man.headr.	Description lhf el.rec.3- s.man.headr.	Description chaise lon.rhf arm fac	
					
dimensions L 98/39" H67/26" D165/65" SH42/17" SD121/48"	dimensions L 106/42" H67/26" D165/65" SH42/17" SD121/48"	dimensions L 106/42" H67/26" D165/65" SH42/17" SD121/48"	dimensions L 105/41" H67/26" D105/41" SH42/17" SD61/24"	dimensions L 240/94" H67/26" D107/42" SH42/17" SD61/24"	dimensions L 240/94" H67/26" D107/42" SH42/17" SD61/24"
version code 420	version code 601	version code 602	version code 040	version code 043	version code 044
Description chaise lon.lhf arm fac	Description maxi chaise lon.rgt arm fac.	Description maxi chaise lon.lft arm fac.	Description square corner	Description sq.cor.chr.sq.mer. rig.fac.	Description sq.cor.chr.sq.mer.left fac.
					
dimensions L 229/91" H67/26" D107/42" SH42/17" SD61/24"	dimensions L 229/91" H67/26" D107/42" SH42/17" SD61/24"	dimensions L 0/0" H0/0" D0/0" SH0/0" SD0/0"	dimensions L 0/0" H0/0" D0/0" SH0/0" SD0/0"	dimensions L 0/0" H0/0" D0/0" SH0/0" SD0/0"	dimensions L 0/0" H0/0" D0/0" SH0/0" SD0/0"
version code 347	version code 348	version code W37	version code W58	version code W59	version code W61
Description 1right arm facing 3/3 str	Description 1left arm facing 3/3 str	Description 404 + 601	Description c37 + m02 + c36	Description c37 + m02 + i06 + m02 + c36	Description 174 + m02 + e95 + m02 + 173

↓ fold following the dotted line ↓

