

taylor.premium 834

Model Code F5228

date of issue 10-01-12 revision 01
revision of 25-10-24 (the present replaces any previous versions)



Designer: centro studi interno

Structure: pinewood, multilayer and plywood covered with polyurethane foam.

Spring system: elastic webbing.

Seat Padding: seat cushions in ecological polyurethane foam covered with 100% polyester layer.

Back Padding: back cushions in synthetic fiberfill.

Arm Interior: armrests in synthetic fiberfill.

Removability: not available.

Sewing: leather coverings feasible with contrast stitching in the colors available; cuts and sewing vary on microfiber (or fabric) coverings.

Mechanisms: recliner versions available with manually reclining metal mechanisms with side lever on sides provided with arms and with soft handle on armless sides, or electric reclining mechanism with side push-button on sides provided with arms and touch pad on armless sides. The depth of the sofa with open recliner is 148 cm. All "a.h." versions are equipped with a manually adjustable headrest on recliner sides. Versions 452, 453, 456 are equipped with manually sliding seats. The depth of the seat with sliding system positioned outwards is 88 cm, the total depth of the model is 127 cm.

Standard feet: P9 feet in PVC, h. 6 cm.

Density of seat and back kg/cbm (±5%) ⁽¹⁾

Markets	Seat	Back
I	35 Medium HR	
D - NL - CH	35 hard HR	
USA - California	35 soft HR	
GB	35 fire retardant	
Others	35 Medium HR	

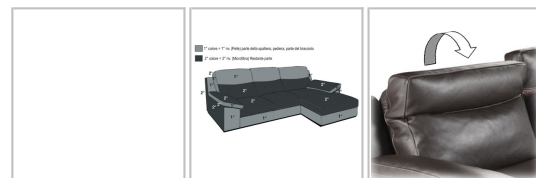
⁽¹⁾Density: volume mass apparently determined on materials without any kind of covers and according to the UNI EN ISO 845 regulations. Indicated values refer to production averages; the Company reserves the right, if needed, to make changes to the declared technical characteristics. Before use, it is advisable to look at the SAFETY INFORMATION TECHNIQUE for info regarding use and protection of people and of the environment, in compliance with existing EEC regulations.

Coverings

	suggested	not suggested	not possible
thick leathers	✓		
thin elastic leathers	✓		
natural leathers	✓		
fabric*	✓		
microfibre*	✓		
leather + split	✓		
DeLuxe*			✓
multi colour**	✓		
multi-category**			
multi covering**	✓		

Please note: for not removable models, only one colour fabric covers are available.

* Deluxe, Fabrics and microfibers are not available for the U.K. - USA/CA - IE market.



834M2

834_PR

Feet



P9



Ottoman



We reserve the right to amend materials, covers and product dimensions shown on the data sheet, for production purposes and without prior notice. The line drawings, graphic information, dimensions, and volume provided are approximate and may vary due to the tolerances allowed in the production process with a view to improvements. The following maximum load values are recommended under normal use: armchairs max. 120 kg, 2-seater sofas max. 200 kg (2x100 kg), 3-seater sofas max. 240 kg (3x80 kg). Exceeding the recommended load may cause a structural failure of the sofa/armchair or its components.



↑ fold following the dotted line ↑

taylor.premium 834



L Length - H Height - D Depth - SH Seat Height - SD Seat Depth
Dimensions refer to maximum sizes of the version with closed mechanism (where available).

dimensions	L 102/40" H93/37" D97/38" SH44/17" SD58/23"	L 104/41" H93/37" D97/38" SH44/17" SD58/23"	L 104/41" H93/37" D97/38" SH44/17" SD58/23"	L 104/41" H93/37" D97/38" SH44/17" SD58/23"	L 181/71" H93/37" D97/38" SH44/17" SD58/23"
version code	190	148	566	E64	200
Description	small chair	small chair with rec.	small chair el. rec.	small ch.el.rec.*a.h.*	2 seater
L 181/71" H93/37" D97/38" SH44/17" SD58/23"	L 183/72" H93/37" D97/38" SH44/17" SD58/23"	L 183/72" H93/37" D97/38" SH44/17" SD58/23"	L 186/73" H93/37" D97/38" SH44/17" SD58/23"	L 183/72" H93/37" D97/38" SH44/17" SD58/23"	L 183/72" H93/37" D97/38" SH44/17" SD58/23"
452	271	272	343	393	394
2 seater motion	2 str 1 right fac.rec.	2str 1 left fac.rec.	2str 2 rec.rg and lf	2str 1rgt fac.elec.rec.	2str 1lft fac.elec.rec.
L 183/72" H93/37" D97/38" SH44/17" SD58/23"	L 183/72" H93/37" D97/38" SH44/17" SD58/23"	L 186/73" H93/37" D97/38" SH44/17" SD58/23"	L 186/73" H93/37" D97/38" SH44/17" SD58/23"	L 192/76" H93/37" D97/38" SH44/17" SD58/23"	L 192/76" H93/37" D97/38" SH44/17" SD58/23"
M27	M28	408	E63	240	453
2str 1rgt fac.el.rec.*a.h.*	2str 1lft fac.el.rec.*a.h.*	2str rg/lf rec.el.	2str rg/lf r.el.*a.h.*	2 1/2 seater	2 1/2 seater motion
L 196/77" H93/37" D97/38" SH44/17" SD58/23"	L 196/77" H93/37" D97/38" SH44/17" SD58/23"	L 196/77" H93/37" D97/38" SH44/17" SD58/23"	L 196/77" H93/37" D97/38" SH44/17" SD58/23"	L 196/77" H93/37" D97/38" SH44/17" SD58/23"	L 196/77" H93/37" D97/38" SH44/17" SD58/23"
291	292	G04	G05	H04	H05
2p1/2 str 1rg fac.rec.	2p1/2 str 1lf fac.rec.	2 1/2 seater rhf el.rec.	2 1/2 seater lhf el.rec.	2p1/2 str 1raf r.el.*a.h.*	2p1/2 str 1laf r.el.*a.h.*

↓ fold following the dotted line ↓

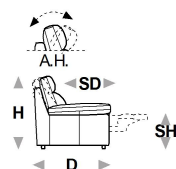


↑ fold following the dotted line ↑

taylor.premium 834



L Length - H Height - D Depth - SH Seat Height - SD Seat Depth
Dimensions refer to maximum sizes of the version with closed mechanism (where available).



dimensions	L 199/78" H93/37" D97/38" SH44/17" SD58/23"	L 199/78" H93/37" D97/38" SH44/17" SD58/23"	L 199/78" H93/37" D97/38" SH44/17" SD58/23"	L 219/86" H93/37" D97/38" SH44/17" SD58/23"	L 219/86" H93/37" D97/38" SH44/17" SD58/23"
version code	293	G03	H03	300	456
Description	2str1/2 2 rec.rgh and lf	2 1/2 seater with 2 el.rec.	2str1/2 2r.r-l el.*a.h.*	3 seater	3 seater motion
version code	T04	T05	T07	T08	M33
Description	3 seat.2 cush.1rhf rec.	3 seat.2 cush.1lhf rec.	3 seat.2 cush.1rhf el.rec.	3 seat.2 cush.1lhf el.rec.	3st.2cus.1rhf el.r.*a.h.*
version code	T06	T09	M35	635	A93
Description	3 seat.2 cush.2 rhf/lhf rec.	3 seat.2 cush.2 rhf/lhf el.rec.	3s 2cus.2 rhf/lhf e.r.*a.h.*	rectangular ottoman	rectangular small ottoman
version code	110	120	162	163	173
Description	1 right arm facing chair	1 left arm facing chair	chair 1rec.right	chair 1rec.left	elec.rec.chair 1arm raf
version code	174				
Description	elec.rec.chair 1arm lf				

↓ fold following the dotted line ↓



↑ fold following the dotted line ↓

taylor.premium 834



L Length - H Height - D Depth - SH Seat Height - SD Seat Depth
Dimensions refer to maximum sizes of the version with closed mechanism (where available).

dimensions	L 99/39" H93/37" D97/38" SH44/17" SD58/23"	L 99/39" H93/37" D97/38" SH44/17" SD58/23"	L 64/25" H93/37" D97/38" SH44/17" SD58/23"	L 119/47" H93/37" D97/38" SH44/17" SD58/23"	L 119/47" H93/37" D97/38" SH44/17" SD58/23"
version code	M25	M26	130	146	147
Description	el.rec.chair 1arm raf*a.h.*	el.rec.chair 1arm laf*a.h.*	chair without armr.	chair no arms meridian right	chair no arms meridian left
L 148/58" H93/37" D97/38" SH44/17" SD58/23"	L 148/58" H93/37" D97/38" SH44/17" SD58/23"	L 151/59" H93/37" D97/38" SH44/17" SD58/23"	L 151/59" H93/37" D97/38" SH44/17" SD58/23"	L 151/59" H93/37" D97/38" SH44/17" SD58/23"	L 151/59" H93/37" D97/38" SH44/17" SD58/23"
210	220	276	277	395	396
1right arm facing 2 str	1left arm facing 2 str	1 rgt arm facing 2 str rec.	1 left arm fac. 2 str rec.	1rgt arm fac.2str elec.rec.	1lft arm fac.2str elec.rec.
L 151/59" H93/37" D97/38" SH44/17" SD58/23"	L 151/59" H93/37" D97/38" SH44/17" SD58/23"	L 161/63" H93/37" D97/38" SH44/17" SD58/23"	L 161/63" H93/37" D97/38" SH44/17" SD58/23"	L 164/65" H93/37" D97/38" SH44/17" SD58/23"	L 164/65" H93/37" D97/38" SH44/17" SD58/23"
E56	E57	251	252	G01	G02
1raf 2str el.rec.*a.h.*	1laf 2str el.rec.*a.h.*	1 right arm fac.2 1/2 str	1 left arm fac. 2 1/2 str	rhf 2 1/2 seater recl.	lhf 2 1/2 seater recl.
L 164/65" H93/37" D97/38" SH44/17" SD58/23"	L 164/65" H93/37" D97/38" SH44/17" SD58/23"	L 164/65" H93/37" D97/38" SH44/17" SD58/23"	L 164/65" H93/37" D97/38" SH44/17" SD58/23"	L 164/65" H93/37" D97/38" SH44/17" SD58/23"	L 164/65" H93/37" D97/38" SH44/17" SD58/23"
G06	G07	H06	H07	B13	B14
rhf 2 1/2 seater el.rec.	lhf 2 1/2 seater el.rec.	2p 1/2 str.1raf.r.el.*a.h.*	2p 1/2 str.1laf.r.el.*a.h.*	rhf 2-str 1/2 with 2 rec.	lhf 2-str 1/2 with 2 rec.

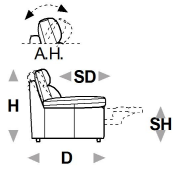
↓ fold following the dotted line ↓



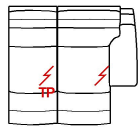
taylor.premium 834



L Length - H Height - D Depth - SH Seat Height - SD Seat Depth
Dimensions refer to maximum sizes of the version with closed mechanism (where available).



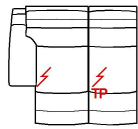
dimensions



L 164/65"
H93/37" D97/38"
SH44/17" SD58/23"

B15

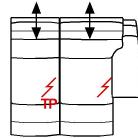
rhf 2-str 1/2 with
2rec.el.



L 164/65"
H93/37" D97/38"
SH44/17" SD58/23"

B16

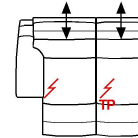
lhf 2-str 1/2 with
2rec.el.



L 164/65"
H93/37" D97/38"
SH44/17" SD58/23"

M29

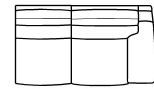
rhf 2-str 1/2-
2rec.el.*a.h.*



L 164/65"
H93/37" D97/38"
SH44/17" SD58/23"

M30

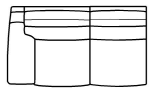
lhf 2-str 1/2-
2rec.el.*a.h.*



L 181/71"
H93/37" D97/38"
SH44/17" SD58/23"

310

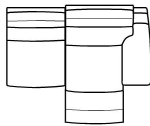
1right arm facing
3 str



L 181/71"
H93/37" D97/38"
SH44/17" SD58/23"

320

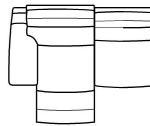
1left arm facing 3
str



L 184/72"
H93/37" D97/38"
SH44/17" SD58/23"

376

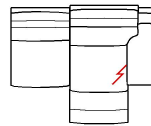
1rgt arm fac. 3str
rec.



L 184/72"
H93/37" D97/38"
SH44/17" SD58/23"

377

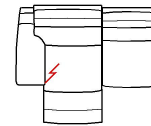
1 left arm fac.3
str rec.



L 184/72"
H93/37" D97/38"
SH44/17" SD58/23"

403

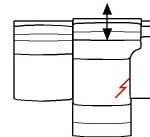
1rgt arm fac.3str
elec.rec.



L 184/72"
H93/37" D97/38"
SH44/17" SD58/23"

404

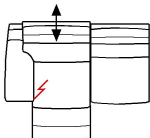
1lft arm fac.3str
elec.rec.



L 184/72"
H93/37" D97/38"
SH44/17" SD58/23"

E60

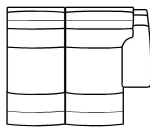
1raf 3str
el.rec.*a.h.*



L 184/72"
H93/37" D97/38"
SH44/17" SD58/23"

E61

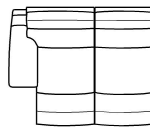
1laf 3str
el.rec.*a.h.*



L 184/72"
H0/37" D97/38"
SH44/17" SD58/23"

C45

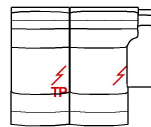
rhf 3-seater 2 rec.



L 184/72"
H0/37" D97/38"
SH44/17" SD58/23"

C46

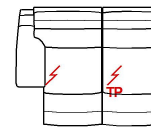
lhf 3-seater 2 rec.



L 184/72"
H93/37" D97/38"
SH44/17" SD58/23"

C34

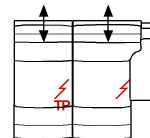
rhf 3-seater 2
elec.rec.



L 184/72"
H93/37" D97/38"
SH44/17" SD58/23"

C35

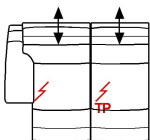
lhf 3-seater 2
elec.rec.



L 184/72"
H93/37" D97/38"
SH44/17" SD58/23"

M31

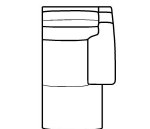
rhf 3-str 2
el.rec.*a.h.*



L 184/72"
H93/37" D97/38"
SH44/17" SD58/23"

M32

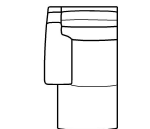
lhf 3-str 2
el.rec.*a.h.*



L 96/38"
H93/37" D157/62"
SH44/17" SD118/46"

410

chaise lon.rhf
arm fac



L 96/38"
H93/37" D157/62"
SH44/17" SD118/46"

420

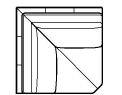
chaise lon.lhf
arm fac



L 110/43"
H93/37" D110/43"
SH44/17" SD58/23"

000

corner



L 109/43"
H93/37" D109/43"
SH44/17" SD58/23"

040

square corner



L 118/46"
H93/37" D138/46"
SH44/17" SD58/23"

071

rhf end corner



taylor.premium 834



L Length - H Height - D Depth - SH Seat Height - SD Seat Depth
 Dimensions refer to maximum sizes of the version with closed mechanism (where available).

<p>dimensions</p>	<p>L 118/46" H93/37" D138/46" SH44/17" SD58/23"</p>	<p>L 229/90" H93/37" D110/43" SH44/17" SD58/23"</p>	<p>L 229/90" H93/37" D110/43" SH44/17" SD58/23"</p>	<p>L 0/0" H0/0" D0/0" SH0/0" SD0/0"</p>	<p>L 0/0" H0/0" D0/0" SH0/0" SD0/0"</p>
<p>version code</p>	<p>072</p>	<p>095</p>	<p>096</p>	<p>X80</p>	<p>W17</p>
<p>Description</p>	<p>lhf end corner</p>	<p>cor. chair merid. right fac.</p>	<p>cor. chair merid. left fac.</p>	<p>g07 + 095</p>	<p>252 + 095</p>

188

275

L 0/0"
H0/0" D0/0"
SH0/0" SD0/0"

V43

252 + 071 + b05

↓ fold following the dotted line ↓



**Multicover (combination of different materials) YES NO

**Multicolor (different colors belonging to the same material) YES NO

1st cover SPLIT LEATHER FABRIC MICROFIBER

2nd cover SPLIT LEATHER FABRIC MICROFIBER

3rd cover SPLIT LEATHER FABRIC MICROFIBER

1st color SPLIT LEATHER FABRIC MICROFIBER

2nd color SPLIT LEATHER FABRIC MICROFIBER

3rd color SPLIT LEATHER FABRIC MICROFIBER

**Multicategory (different categories belonging to the same material) YES NO

Entirely available in leather, fabric or microfiber. MULTICOLOUR: available in the same article of leather, fabric or microfiber in two tones: 1st color: back upper part, front footrest, arm lower side; 2nd color: remaining parts. MULTICOVERING: available in leather/fabric or microfiber. 1st covering in leather: back lower part, front footrest, arm upper side; 2nd color: remaining parts.

