

# paride.premium 1119

## Model Code F5557

date of issue 14-12-17 revision 00  
revision of 30-04-25 (the present replaces any previous versions)



**Designer:** centro studi interno

**Structure:** pinewood, beech-wood, multilayer and plywood covered with polyurethane foam.

**Spring system:** elastic webbing.

**Seat Padding:** seat cushions in polyurethane foam covered with 100% dacron polyester padding.

**Back Padding:** back cushions in polyurethane foam covered with 100% dacron polyester padding.

**Arm Interior:** armrests in polyurethane foam covered with 100% dacron polyester padding.

**Removability:** not available.

**Sewing:** leather covers feasible with contrast stitching in the colors available; cuts and sewing vary on microfiber (or fabric) covers. The model features a decorative stitch (embroidery stitch n° 1\_1 ago/needle) on the cushions.

**Mechanisms:** the model is equipped with manual flip-up headrests on the backs. With lifted headrests, the seat depth increases by 17 cm, the total depth of the sofa reaches 108 cm and the headrest height increases by 31 cm. The model also features adjustable armrests. With armrests completely stretched outwards the length of the sofa increases by 12 cm per armrest side.

**Standard feet:** metal feet with standard ANTIQUE BRONZE finish, h 17 cm. Alternatively, it is possible to choose among the standard finishes enclosed in the sample book. The sample book also includes "special" finishes available with a price upcharge, subject to production approval. Some versions may be equipped with hidden feet with a supporting structural function.

**Optional versions:** "lumbar support" pillow (656) and "maxi lumbar support" pillow (P54) both with feather mix filling. For a better comfort experience, it is advisable to add on each back: kidneyrest (P54) on versions 300, 592/593, 601/602, P63/P64 and kidneyrest (656) on versions 240, 251/252, 410/420, 200, 210/220, 043/044, 040.

### Density of seat and back kg/cbm (±5%) <sup>(1)</sup>

Markets	Seat	Back
I	35 Medium HR	27 HR
D - NL - CH		
USA - California		
GB	37 fire retardant	27 fire retardant
Others	35 Medium HR	27 HR


<sup>(1)</sup>Density: volume mass apparently determined on materials without any kind of covers and according to the UNI EN ISO 845 regulations. Indicated values refer to production averages; the Company reserves the right, if needed, to make changes to the declared technical characteristics. Before use, it is advisable to look at the SAFETY INFORMATION TECHNIQUE for info regarding use and protection of people and of the environment, in compliance with existing EEC regulations.

### Coverings

	suggested	not suggested	not possible
thick leathers	✓		
thin elastic leathers	✓		
natural leathers	✓		
fabric*	✓		
microfibre*	✓		
leather + split			✓
DeLuxe*			✓
multi colour**			✓
multi-category**			✓
multi covering**			✓

Please note: for not removable models, only one colour fabric covers are available.

\* Deluxe, Fabrics and microfibers are not available for the U.K. - USA/CA - IE market.



N.1\_1AGO

### Feet



PM2207



### Ottoman



We reserve the right to amend materials, covers and product dimensions shown on the data sheet, for production purposes and without prior notice. The line drawings, graphic information, dimensions, and volume provided are approximate and may vary due to the tolerances allowed in the production process with a view to improvements. The following maximum load values are recommended under normal use: armchairs max. 120 kg, 2-seater sofas max. 200 kg (2x100 kg), 3-seater sofas max. 240 kg (3x80 kg). Exceeding the recommended load may cause a structural failure of the sofa/armchair or its components.



↑ fold following the dotted line ↑

# paride.premium 1119



L Length - H Height - D Depth - SH Seat Height - SD Seat Depth  
Dimensions refer to maximum sizes of the version with closed mechanism (where available).

dimensions	L 176 H79 D91 SH44 SD50	L 196 H79 D91 SH44 SD50	L 208 H79 D91 SH44 SD50	L 152 H79 D91 SH44 SD50	L 152 H79 D91 SH44 SD50
version code	200	240	300	210	220
Description	2 seater	2 1/2 seater	3 seater	1right arm facing 2 str	1left arm facing 2 str
L 172 H79 D91 SH44 SD50	L 172 H79 D91 SH44 SD50	L 200 H79 D91 SH44 SD50	L 200 H79 D91 SH44 SD50	L 98 H79 D157 SH44 SD115	L 98 H79 D157 SH44 SD115
251	252	592	593	410	420
1 right arm fac.2 1/2 str	1 left arm fac. 2 1/2 str	1 raf 3 str maxi	1 laf 3 str maxi	chaise lon.rhf arm fac	chaise lon.lhf arm fac
L 112 H79 D157 SH44 SD115	L 112 H79 D157 SH44 SD115	L 132 H79 D171 SH44 SD130	L 132 H79 D171 SH44 SD130	L 102 H79 D102 SH44 SD50	L 223 H79 D91 SH44 SD50
601	602	P 63	P 64	040	043
maxi chaise lon.rgt arm fac.	maxi chaise lon.lft arm fac.	rhf xl chaise longue	lhf xl chaise longue	square corner	sq.cor.chr.sq.mer. rig.fac.
L 223 H79 D91 SH44 SD50	L 89 H45 D58 SH- SD-	L 50 H25 D11 SH- SD-	L 70 H25 D11 SH- SD-	L - H- D- SH- SD- W29	L - H- D- SH- SD- X92
044	635	656	P 54	593 + 601	602 + 592
sq.cor.chr.sq.mer.le fac.	rectangular ottoman	lumbar support	maxi lumbar support		

↓ fold following the dotted line ↓

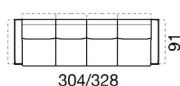
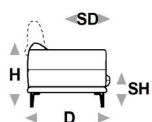


↑ fold following the dotted line ↑

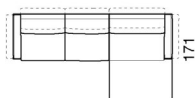
# paride.premium 1119



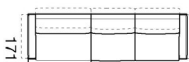
**L** Length - **H** Height - **D** Depth - **SH** Seat Height - **SD** Seat Depth  
Dimensions refer to maximum sizes of the version with closed mechanism (where available).



304/328



332/356



332/356

dimensions

L -  
H- D- SH- SD-

V06

L -  
H- D- SH- SD-

V07

L -  
H- D- SH- SD-

V08

version code

Description

220 + 210

593 + p63

p64 + 592

↓ fold following the dotted line ↓

