

**Model Code F5597**

date of issue 28-11-19 revision 00

revision of 20-05-25 (the present replaces any previous versions)

Designer: centro studi interno

Structure: pinewood, beech-wood, multilayer and plywood covered with polyurethane foam with bayonet fittings to fix the arms. Welded steel mesh on bed versions.

Spring system: elastic webbing

Seat Padding: seat cushions in polyurethane foam covered with 100% polyester layer.

Back Padding: backrests and headrests in polyurethane foam covered with 100% polyester layer.

Arm Interior: in polyurethane foam covered with 100% polyester layer.**Removability:** not available.

Sewing: leather covers feasible with contrast stitching in the colors available; cuts and sewing vary on microfiber (or fabric) coverings.

Bed Version: available with welded steel mesh and elastic webbing on the seats. Synchro opening through backrests flip-up. Backs/headrests and cushions are fixed to the structure while opening the sofa bed. Mattress available in three different types: polyurethane foam (231/233/331), memory foam (H57/H59/H61) and high density 43S polyurethane foam (AN0/AN1/AN2). The size of the mattress (see sizes on spec sheet drawings) may vary slightly because of the way it is arranged and due to the characteristics of the material, without affecting the quality of the product. The total depth of the model with open bed is 208 cm.

Mechanisms: model equipped with manually lift-up headrests. The height of the model with lifted headrest is 103 cm. Recliner versions available with electric recliner metal mechanism operated by a touch-pad button positioned on the side of seat cushions. The depth of the open recliner is 151 cm. "cl Sb container (T93)" features a front-opening mechanism with gas springs for lifting, allowing access to a storage compartment (W.69 x D.143 x H.14 cm).

Standard feet: shiny metal PM2144 front and rear feet, h. 10.5 cm, versions H26/H27 (armrest_A), H28/H29 (armrest_B), H24/H25 (armrest_D), T98/T99 (armrest_G) included. Shiny metal PM2151 front feet and rear feet, h. 10.5 cm, versions AE6/AE7 (armrest_e) included; shiny metal PM2148, lifted 7 cm off the floor, versions AE8/AE9 (armrest_f) included. Shiny metal PM2152, h. 7cm, on meridian terminal sides, chaise longue front feet and rectangular ottoman. All feet are also available in the standard finishes enclosed in the sample book. The sample book also includes "special" finishes available with a price upcharge, subject to production approval. No feet available on "armrest_c". Some versions may be equipped with hidden feet with a supporting structural function.

Please note: important notice! Versions QS9/H57/H59/H61 and QS8/AN0/AN1/AN2 are not available for U.S. and GB markets.

We reserve the right to amend materials, covers and product dimensions shown on the data sheet, for production purposes and without prior notice. The line drawings, graphic information, dimensions, and volume provided are approximate and may vary due to the tolerances allowed in the production process with a view to improvements. The following maximum load values are recommended under normal use: armchairs max. 120 kg, 2-seater sofas max. 200 kg (2x100 kg), 3-seater sofas max. 240 kg (3x80 kg). Exceeding the recommended load may cause a structural failure of the sofa/armchair or its components.

Density of seat and back kg/cbm (±5%) ⁽¹⁾

Markets	Seat	Back
I	30 Medium HR	28 HR
D - NL - CH		
USA - California		
GB	37 fire retardant	27 fire retardant
Others	30 Medium HR	28 HR

⁽¹⁾Density: volume mass apparently determined on materials without any kind of covers and according to the UNI EN ISO 845 regulations. Indicated values refer to production averages; the Company reserves the right, if needed, to make changes to the declared technical characteristics. Before use, it is advisable to look at the SAFETY INFORMATION TECHNIQUE for info regarding use and protection of people and of the environment, in compliance with existing EEC regulations.

Coverings

	suggested	not suggested	not possible
thick leathers	✓		
thin elastic leathers	✓		
natural leathers	✓		
fabric*	✓		
microfibre*	✓		
leather + split	✓		
DeLuxe*			✓
multi colour**			✓
multi-category**			✓
multi covering**			✓

Please note: for not removable models, only one colour fabric covers are available.

* Deluxe, Fabrics and microfibers are not available for the U.K. - USA/CA - IE market.

**Feet**

PM2144

PM2151

PM2148

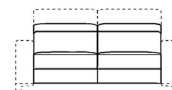
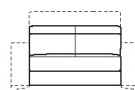
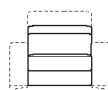
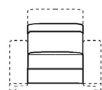
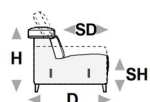
**Ottoman**

↑ fold following the dotted line ↑

eclettico.premium 1164



L Length - H Height - D Depth - SH Seat Height - SD Seat Depth
Dimensions refer to maximum sizes of the version with closed mechanism (where available).



dimensions

L 72
H83 D103 SH49 SD56

L 82
H83 D103 SH49 SD56

L 117
H83 D103 SH49 SD56

L 142
H83 D103 SH49 SD56

L 162
H83 D103 SH49 SD56

version code

130

144

P09

230

243

Description

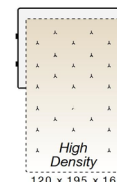
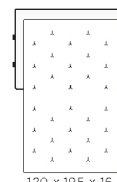
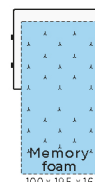
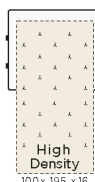
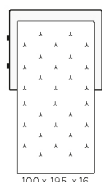
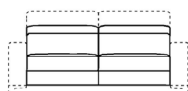
chair without
armr.

maxi chair no
arm

xl chair no arm

2 str with no arm.

2 1/2 seater with
no armrests



L 182

H83 D103 SH49 SD56

330

L 122

H83 D103 SH49 SD56

QS7

L 120

H83 D103 SH49 SD56

QS8

L 120

H83 D103 SH49 SD56

QS9

L 142

H83 D103 SH49 SD56

231

L 140

H83 D103 SH49 SD56

AN0

3 str with no
armrests

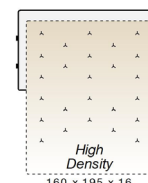
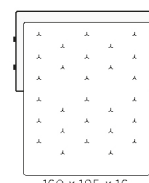
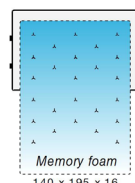
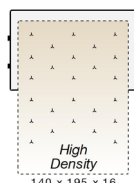
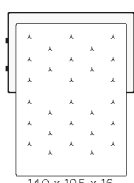
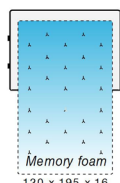
bed xl armless
chair

h.d. bed xl
armless chair

memory bed xl
armless chair

2str bed no arms

2str bed no arms
h.d



L 140

H83 D103 SH49 SD56

H57

L 162

H83 D103 SH49 SD56

233

L 160

H83 D103 SH49 SD56

AN1

L 160

H83 D103 SH49 SD56

H59

L 182

H83 D103 SH49 SD56

331

L 180

H83 D103 SH49 SD56

AN2

arm1.2-s.sofa bed
memory

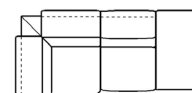
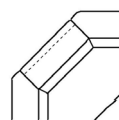
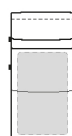
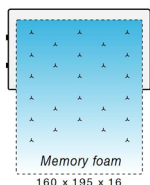
2str1/2 bed no
arms

2str1/2 bed no
arms h.d.

arm1.2,5-s.sofa
bed memory

3str bed no arms

3str bed no arms
h.d.



L 180

H83 D103 SH49 SD56

H61

L 82

H83 D163 SH49 SD116

T63

L 82

H83 D163 SH49 SD116

T93

L 142

H83 D142 SH49 SD56

000

L 109

H83 D109 SH49 SD56

040

L 229

H83 D109 SH49 SD56

043

armless 3-s.sofa
bed memory

chaise longue
with no arm.

cha.longue no
arm.holder

corner

square corner

sq.cor.chr.sq.mer.
rig.fac.

↓ fold following the dotted line ↓



↑ fold following the dotted line ↑

eclettico. premium 1164



L Length - H Height - D Depth - SH Seat Height - SD Seat Depth
Dimensions refer to maximum sizes of the version with closed mechanism (where available).

dimensions	L 229 H83 D109 SH49 SD56	L 126 H83 D103 SH49 SD56	L 126 H83 D103 SH49 SD56	L 72 H83 D103 SH49 SD56	L 117 H83 D103 SH49 SD56
version code	044	146	147	E95	AE3
Description	sq.cor.chr.sq.mer.le fac.	chair no arms meridian right facing	chair no arms meridian left facing	elec.recl.armless chair	xl el.rec.armless chair
L 142 H83 D103 SH49 SD56	L 142 H83 D103 SH49 SD56	L 142 H83 D103 SH49 SD56	L 80 H49 D60 SH- SD-	L 23 H62 D97 SH- SD-	L 23 H62 D97 SH- SD-
H35	H36	H37	635	H26	H27
rhf el.rec.armless 2-seat.	lhf el.rec.armless 2-seat.	rhf/lhf el.rec.armless 2- s.	rectangular ottoman	armrest_a right	armrest_a left
L 22 H61 D97 SH- SD-	L 22 H61 D97 SH- SD-	L 13 H59 D101 SH- SD-	L 13 H59 D101 SH- SD-	L 24 H62 D97 SH- SD-	L 24 H62 D97 SH- SD-
H28	H29	AE4	AE5	H24	H25
armrest_b right	armrest_b left	armrest_c right	armrest_c left	armrest_d right	armrest_d left
L 14 H63 D96 SH- SD-	L 14 H63 D96 SH- SD-	L 22 H60 D96 SH- SD-	L 22 H60 D96 SH- SD-	L 24 H63 D96 SH- SD-	L 24 H63 D96 SH- SD-
AE6	AE7	AE8	AE9	T98	T99
armrest_e right	armrest_e left	armrest_f right	armrest_f left	large arm.rgt	large arm.lft

↓ fold following the dotted line ↓

