

ermes..premium 1246

Model Code F5697

date of issue 12-03-24 revision 00
revision of 12-06-25 (the present replaces any previous versions)

Designer: centro studi interno.

Structure: pinewood, beech-wood and multilayer covered with polyurethane foam

Spring system: elastic webbing

Seat Padding: seat cushions in ecological polyurethane foam covered with 100% polyester layer.

Back Padding: back cushions in ecological polyurethane foam covered with 100% polyester layer

Arm Interior: armrests in ecological polyurethane foam covered with 100% polyester layer.

Removability: not available

Sewing: covers are feasible with tone-on-tone stitching or, upon request, with contrast stitching in the colors available. Cuts and sewing on leather covers differ from cuts and sewing on fabric covers.

Mechanisms: the model is equipped with manual flip-up headrests on the backs. With lifted backrests, the seat depth increases by 17 cm and the total height reaches 115 cm. The model is also equipped with adjustable armrests. With armrests completely stretched outwards the length of the sofa increases by 12 cm per armrest side. Recliner versions feature electric recliner mechanisms operated by a button panel (PUL M6) positioned on seat cushion sides and manual flip-up backrests. With open recliner and backrest with flip-up headrest the total depth of the model reaches 188 cm. The model cannot be placed next to a wall. With lifted backrests the model needs to be placed at minimum 15 cm from the wall. Recliner versions with open recliners and lifted backrests need to be placed at minimum 50 cm from the wall.

Standard feet: PM2305 h.19 cm front feet and PM2188 h.15 cm rear feet, in metal with standard finish ANTIQUE BRONZE. Alternatively, it is possible to choose among the standard finishes available on the sample book. The sample book also includes "special" finishes, available with a price upcharge, subject to production approval. Some versions may be equipped with hidden feet with a supporting structural function.

Optional versions: lumbar support" pillow (656) and "maxi lumbar support" pillow (P54) both with feather mix filling.



Density of seat and back kg/cbm (±5%) ⁽¹⁾

Markets	Seat	Back
I	35 Medium HR	24 HR
D - NL - CH	35 sostenuto hard HR	28 hard HR
USA - California	35 soft HR	24 soft HR
GB	37 fire retardant	30 fire retardant
Others	35 Medium HR	24 HR

⁽¹⁾Density: volume mass apparently determined on materials without any kind of covers and according to the UNI EN ISO 845 regulations. Indicated values refer to production averages; the Company reserves the right, if needed, to make changes to the declared technical characteristics. Before use, it is advisable to look at the SAFETY INFORMATION TECHNIQUE for info regarding use and protection of people and of the environment, in compliance with existing EEC regulations.

Coverings

	suggested	not suggested	not possible
thick leathers	✓		
thin elastic leathers	✓		
natural leathers	✓		
fabric*	✓		
microfibre*	✓		
leather + split			✓
DeLuxe*			✓
multi colour**			✓
multi-category**			✓
multi covering**			✓

Please note: for not removable models, only one colour fabric covers are available.

* Deluxe, Fabrics and microfibers are not available for the U.K. - USA/CA - IE market.



PUL M6

Feet



PM2305



PM2188

We reserve the right to amend materials, covers and product dimensions shown on the data sheet, for production purposes and without prior notice. The line drawings, graphic information, dimensions, and volume provided are approximate and may vary due to the tolerances allowed in the production process with a view to improvements. The following maximum load values are recommended under normal use: armchairs max. 120 kg, 2-seater sofas max. 200 kg (2x100 kg), 3-seater sofas max. 240 kg (3x80 kg). Exceeding the recommended load may cause a structural failure of the sofa/armchair or its components.

Ottoman



↑ fold following the dotted line ↑

ermes.premium 1246



L Length - H Height - D Depth - SH Seat Height - SD Seat Depth
Dimensions refer to maximum sizes of the version with closed mechanism (where available).

<p>dimensions</p>					
	L 170 H84 D97 SH47 SD54	L 190 H84 D97 SH47 SD54	L 210 H84 D97 SH47 SD54	L 85 H84 D97 SH47 SD54	L 85 H84 D97 SH47 SD54
	version code 200	240	300	B 68	B 69
	Description 2 seater	2 1/2 seater	3 seater	mini chair raf	mini chair laf
L 85 H84 D97 SH47 SD54	L 85 H84 D97 SH47 SD54	L 95 H84 D97 SH47 SD54	L 95 H84 D97 SH47 SD54	L 95 H84 D97 SH47 SD54	L 95 H84 D97 SH47 SD54
C 36	C 37	110	120	173	174
rf el.rec.mini chair	lhf el.rec.mini chair	1 right arm facing chair	1 left arm facing chair	elec.rec.chair 1arm raf	elec.rec.chair 1arm laf
L 105 H84 D97 SH47 SD54	L 105 H84 D97 SH47 SD54	L 105 H84 D97 SH47 SD54	L 105 H84 D97 SH47 SD54	L 148 H84 D97 SH47 SD54	L 148 H84 D97 SH47 SD54
114	124	612	613	210	220
rhf maxi chair	lhf maxi chair	1raf maxi chair rec.el	1laf maxi chair rec.el	1right arm facing 2 str	1left arm facing 2 str
L 148 H84 D97 SH47 SD54	L 148 H84 D97 SH47 SD54	L 168 H84 D97 SH47 SD54	L 168 H84 D97 SH47 SD54	L 168 H84 D97 SH47 SD54	L 168 H84 D97 SH47 SD54
395	396	251	252	G 06	G 07
1rgt arm fac.2str elec.rec.	1lft arm fac.2str elec.rec.	1 right arm fac.2 1/2 str	1 left arm fac. 2 1/2 str	rhf 2 1/2 seater el.rec.	lhf 2 1/2 seater el.rec.

↓ fold following the dotted line ↓

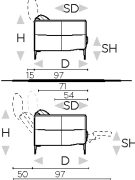
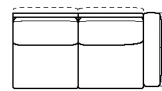
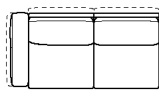
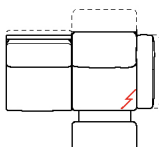
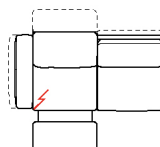

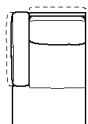
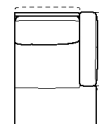
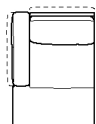


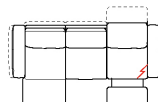


↑ fold following the dotted line ↑

ermes.premium 1246



L Length - H Height - D Depth - SH Seat Height - SD Seat Depth
Dimensions refer to maximum sizes of the version with closed mechanism (where available).

											
dimensions	L 188 H84 D97 SH47 SD54		L 188 H84 D97 SH47 SD54		L 188 H84 D97 SH47 SD54		L 188 H84 D97 SH47 SD54		L 95 H84 D153 SH47 SD110		
version code	310		320		403		404		410		
Description	1right arm facing 3 str		1left arm facing 3 str		1rgt arm fac.3str elec.rec.		1lft arm fac.3str elec.rec.		chaise lon.rhf arm fac		
<div></div>											
											
L 95 H84 D153 SH47 SD110	L 105 H84 D153 SH47 SD110		L 105 H84 D153 SH47 SD110		L 50 H25 D11 SH- SD-		L 70 H25 D11 SH- SD-		L - H- D- SH- SD-		
420	601		602		656		P54		WG8		
chaise lon.lhf arm fac	maxi chaise lon.rgt arm fac.		maxi chaise lon.lft arm fac.		lumbar support		maxi lumbar support		420 + g06		

↓ fold following the dotted line ↓

