



Model Code E9118

date of issue 09-06-20 revision 01
revision of 30-05-23 (the present replaces any previous versions)

Designer: centro studi interno

Structure: pinewood, beechwood, multilayer and plywood covered with polyurethane foam

Spring system: elastic webbing

Seat Padding: seat cushions in ecological polyurethane foam covered with 100% polyester padding

Back Padding: back cushions and headrests in ecological polyurethane foam covered with 100% polyester padding

Arm Interior: in ecological polyurethane foam covered with 100% polyester padding

Removability: not available

Sewing: leather covers feasible with contrast stitching in the colors available; cuts and sewing vary on microfiber (or fabric) covers.

Mechanisms: the model is equipped with headrests that can be manually lifted. The height of the model with lifted headrests is 98 cm. Recliner versions available with electric-powered metal recliner mechanism (push-button positioned on the internal arm side). The depth of the open recliner is 154 cm. Chaise longue motion versions (778/779) are equipped with a seat sliding mechanism that increases their depth by 18 cm. The total depth of versions 778/779 with completely open recliner is 186 cm.

Components: the model features a shiny-finish detail positioned around the arm (ins_rob)

Standard feet: shiny metal standard feet, h. 4.5 cm. Alternatively, it is possible to choose among the standard finishes enclosed in the sample book. The sample book also includes "special" finishes available with a price upcharge, subject to production approval. Some versions may be equipped with hidden feet with a supporting structural function.

Density of seat and back kg/cbm (±5%) ⁽¹⁾

Markets	Seat	Back
I	35 Medium HR	25 HR
D - NL - CH		
USA - California		
GB	35 fire retardant	25 fire retardant
Others	35 Medium HR	25 HR

⁽¹⁾Density: volume mass apparently determined on materials without any kind of covers and according to the UNI EN ISO 845 regulations. Indicated values refer to production averages; the Company reserves the right, if needed, to make changes to the declared technical characteristics. Before use, it is advisable to look at the SAFETY INFORMATION TECHNIQUE for info regarding use and protection of people and of the environment, in compliance with existing EEC regulations.

Coverings

	suggested	not suggested	not possible
thick leathers	✓		
thin elastic leathers	✓		
natural leathers	✓		
fabric	✓		
microfibre	✓		
leather + split	✓		
DeLuxe*			✓
multi colour**			✓
multi-category**			✓
multi covering**			✓

note: the model is only available in the following coverings: sorrento with split, sorrento tg, bull with split, bull tg, emotion with split,emotion tg,microfiber.

* Deluxe, Fabrics and microfibers are not available for the U.K. - USA/CA - IE market.



ins_rob

Feet



PM964

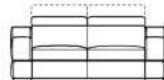
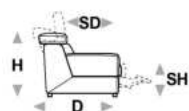
We reserve the right to amend materials, covers and product dimensions shown on the data sheet, for production purposes and without prior notice. The line drawings, graphic information, dimensions, and volume provided are approximate and may vary due to the tolerances allowed in the production process with a view to improvements. The following maximum load values are recommended under normal use: armchairs max. 120 kg, 2-seater sofas max. 200 kg (2x100 kg), 3-seater sofas max. 240 kg (3x80 kg). Exceeding the recommended load may cause a structural failure of the sofa/armchair or its components.

Ottoman



cs Robert

L Length - H Height - D Depth - SH Seat Height - SD Seat Depth
Dimensions refer to maximum sizes of the version with closed mechanism (where available).



dimensions

L 117
H81 D105 SH44 SD57

L 169
H81 D105 SH44 SD57

L 202
H81 D105 SH44 SD57

L 213
H81 D105 SH44 SD57

L 86
H44 D72 SH- SD-

version code

100

200

240

300

635

Description

chair

2 seater

2 1/2 seater

3 seater

rectangular
ottoman



L 107
H81 D105 SH44 SD57

114

L 107
H81 D105 SH44 SD57

124

L 100
H81 D105 SH44 SD57

110

L 100
H81 D105 SH44 SD57

120

L 85
H81 D105 SH44 SD57

B68

L 85
H81 D105 SH44 SD57

B69

rhf maxi chair

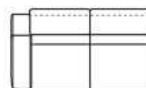
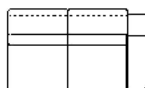
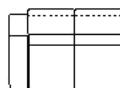
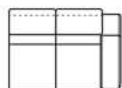
lhf maxi chair

1 right arm
facing chair

1 left arm facing
chair

mini chair raf

mini chair laf



L 143
H81 D105 SH44 SD57

210

1 right arm facing
2 str

L 143
H81 D105 SH44 SD57

220

1 left arm facing 2
str

L 176
H81 D105 SH44 SD57

251

1 right arm fac. 2
1/2 str

L 176
H81 D105 SH44 SD57

252

1 left arm fac. 2
1/2 str

L 59
H81 D105 SH44 SD57

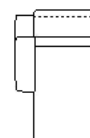
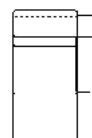
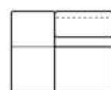
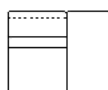

D62

small chair no
arm

L 75
H81 D105 SH44 SD57

130

chair without
armr.



L 117
H81 D105 SH44 SD57

230

2 str with no arm.

L 150
H81 D105 SH44 SD57

243

2 1/2 seater with
no armrests

L 130
H81 D105 SH44 SD57

168

chr no arms
mer.rgt fac.ter.

L 130
H81 D105 SH44 SD57

169

chr no arms
mer.lft fac. term.

L 104
H81 D165 SH44 SD117

410

chaise lon.rhf
arm fac

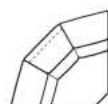
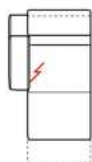
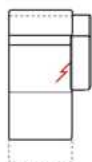
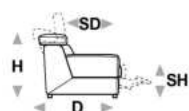
L 104
H81 D165 SH44 SD117

420

chaise lon.lhf
arm fac

cs Robert

L Length - H Height - D Depth - SH Seat Height - SD Seat Depth
Dimensions refer to maximum sizes of the version with closed mechanism (where available).



dimensions

L 104
H81 D165 SH44 SD117

L 104
H81 D165 SH44 SD117

L 124
H81 D124 SH44 SD57

L 108
H81 D108 SH44 SD57

L 119
H81 D105 SH44 SD57

version code

778

779

000

040

161

Description

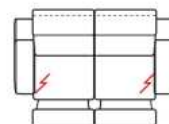
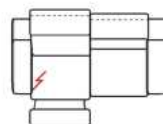
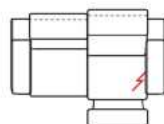
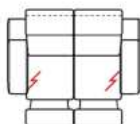
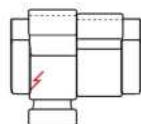
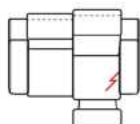
ch. lon.raf arm
fac mot.

ch. lon.laf arm
fac mot.

corner

square corner

chair with
elec.recl.



L 171
H81 D105 SH44 SD57

L 171
H81 D105 SH44 SD57

L 173
H81 D105 SH44 SD57

L 204
H81 D105 SH44 SD57

L 204
H81 D105 SH44 SD57

L 206
H81 D105 SH44 SD57

393

394

408

G04

G05

G03

2str 1rgt

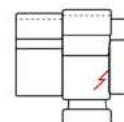
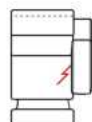
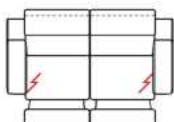
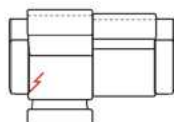
2str 1lft

2str rg/lf rec.el.

2 1/2 seater rhf
el.rec.

2 1/2 seater lhs
el.rec.

2 1/2 seater with
2 el.rec.



L 215
H81 D105 SH44 SD57

L 215
H81 D105 SH44 SD57

L 217
H81 D105 SH44 SD57

L 102
H81 D105 SH44 SD57

L 102
H81 D105 SH44 SD57

L 145
H81 D105 SH44 SD57

T07

T08

T09

173

174

395

3 seat.2
cush.1rhf el.rec.


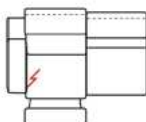
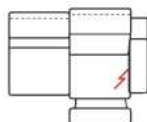
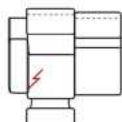
3 seat.2 cush.1lhs
el.rec.

3 seat.2cush.2
rhf/lhf el.rec.

elec.rec.chair
1arm raf

elec.rec.chair
1arm laf

1rgt arm fac.2str
elec.rec.



L 145
H81 D105 SH44 SD57

L 178
H81 D105 SH44 SD57

L 178
H81 D105 SH44 SD57

L 75
H81 D105 SH44 SD57

396

G06

G07

E95

1lft arm fac.2str
elec.rec.

rhf 2 1/2 seater
el.rec.

lhs 2 1/2 seater
el.rec.

elec.recl.armless
chair