

## Model Code E8939

date of issue 03-05-22 revision 00  
revision of 06-02-23 (the present replaces any previous versions)



**Designer:** Centro Studi Interno

**Structure:** pinewood, multilayer and plywood covered with polyurethane foam.

**Spring system:** elastic webbing

**Seat Padding:** seat cushions in ecological polyurethane foam covered with 100% polyester layer.

**Back Padding:** backrests and headrests in ecological polyurethane foam covered with 100% polyester layer.

**Arm Interior:** armrest cushions in ecological polyurethane foam covered with 100% polyester layer.

**Removability:** not available.

**Sewing:** leather covers feasible with contrast stitching in the colors available; cuts and sewing vary on microfiber (or fabric) covers.

**Mechanisms:** the model is equipped with headrests that can be manually lifted on all versions. The height of the model with lift-up headrests is 99 cm. Recliner versions available with electrically powered recliner metal mechanism operated by a touch-pad (TP) positioned on the seat sides. The total depth of the model with recliner mechanism completely open is 151 cm.

**Standard feet:** the model is lifted 9.5 cm off the floor. Metal feet (PM915) h. 12.5 cm, (PM922) h. 12.5 cm on small armchair version (190) and rectangular ottoman (635). Shiny metal standard finish. Alternatively, it is possible to choose among the standard finishes enclosed in the sample book. The sample book also includes "special" finishes available with a price upcharge, subject to production approval. Some versions may be equipped with hidden feet with a supporting structural function.

### Density of seat and back kg/cbm (±5%) <sup>(1)</sup>

Markets	Seat	Back
I	30 Medium	27
D - NL - CH	30 sostenuto hard	28 hard
USA - California		
GB	37 fire retardant	31 fire retardant
Others	30 Medium	27

Note: when no values/contents are specified in the chart, please refer to "Others" field/area.

<sup>(1)</sup>Density: volume mass apparently determined on materials without any kind of covers and according to the UNI EN ISO 845 regulations. Indicated values refer to production averages; the Company reserves the right, if needed, to make changes to the declared technical characteristics. Before use, it is advisable to look at the SAFETY INFORMATION TECHNIQUE for info regarding use and protection of people and of the environment, in compliance with existing EEC regulations.

### Coverings

	suggested	not suggested	not possible
thick leathers	✓		
thin elastic leathers	✓		
natural leathers	✓		
fabric*	✓		
microfibre*	✓		
leather + split	✓		
DeLuxe			✓
multi colour**			✓
multi-category**			✓
multi covering**			✓


Please note: for not removable models, only one colour fabric covers are available.

\* fabrics and microfibers are not available for the U.K. market

### Components / Optional vers.



### Feet



PM915

PM922



### Ottoman




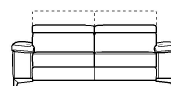
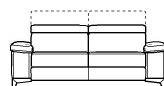
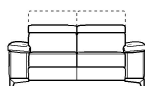
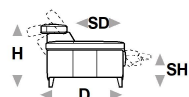
With the reservation of carrying for production purposes and without advanced notices modifications on the materials, coverings and dimensions of the product as indicated in the relevant specification. The given dimensions and volume are of indicative value being subject to the production process tolerances. For normal use, the following maximum loads are recommended: Armchairs max. 120 kg, 2-seat sofas max. 200 kg (2x100 kg), 3-seat sofas max. 240 kg (3x80 kg). Use with loads exceeding the indicated values may cause the sofa/armchair or its components to break.

↑ fold following the dotted line ↑

# nove



L Length - H Height - D Depth - SH Seat Height - SD Seat Depth  
Dimensions refer to maximum sizes of the version with closed mechanism (where available).



dimensions

L 107  
H80 D107 SH47 SD56

L 176  
H80 D107 SH47 SD56

L 198  
H80 D107 SH47 SD56

L 210  
H80 D107 SH47 SD56

L 80  
H46 D65 SH- SD-

version code

190

200

240

300

635

Description

small chair

2 seater

2 1/2 seater

3 seater

rectangular  
ottoman



L 88  
H80 D107 SH47 SD56

B 68

mini chair raf

L 88  
H80 D107 SH47 SD56

B 69

mini chair laf

L 99  
H80 D107 SH47 SD56

110

1 right arm  
facing chair

L 99  
H80 D107 SH47 SD56

120

1 left arm facing  
chair

L 105  
H80 D107 SH47 SD56

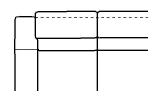
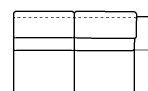
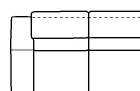
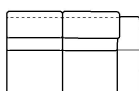
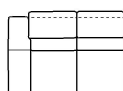
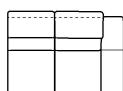
114

rhf maxi chair

L 105  
H80 D107 SH47 SD56

124

lhf maxi chair



L 148  
H80 D107 SH47 SD56

210

1 right arm facing  
2 str

L 148  
H80 D107 SH47 SD56

220

1 left arm facing 2  
str

L 170  
H80 D107 SH47 SD56

251

1 right arm fac. 2  
1/2 str

L 170  
H80 D107 SH47 SD56

252

1 left arm fac. 2  
1/2 str

L 182  
H80 D107 SH47 SD56

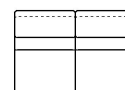
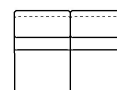
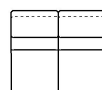
310

1 right arm facing  
3 str

L 182  
H80 D107 SH47 SD56

320

1 left arm facing 3  
str



L 61  
H80 D107 SH47 SD56

D 62

small chair no  
arm

L 72  
H80 D107 SH47 SD56

130

chair without  
armr.

L 78  
H80 D107 SH47 SD56

144

maxi chair no  
arm

L 120  
H80 D107 SH47 SD56

230

2 str with no arm.

L 142  
H80 D107 SH47 SD56

243

2 1/2 seater with  
no armrests

L 154  
H80 D107 SH47 SD56

330

3 str with no  
armrests

↓ fold following the dotted line ↓



↑ fold following the dotted line ↑

# nove



L Length - H Height - D Depth - SH Seat Height - SD Seat Depth  
Dimensions refer to maximum sizes of the version with closed mechanism (where available).

dimensions	L 99 H80 D167 SH107 SD117	L 99 H80 D167 SH107 SD117	L 105 H80 D167 SH107 SD117	L 105 H80 D167 SH107 SD117	L 125 H80 D185 SH17 SD135
version code	410	420	601	602	P63
Description	chaise lon.rhf arm fac	chaise lon.lhf arm fac	maxi chaise lon.rgt arm fac.	maxi chaise lon.lft arm fac.	rhf xl chaise longue
L 125 H80 D185 SH17 SD135 P64	L 127 H80 D107 SH47 SD56 168	L 127 H80 D107 SH47 SD56 169	L 109 H80 D109 SH47 SD56 040	L 236 H80 D109 SH47 SD56 043	L 236 H80 D109 SH47 SD56 044
lhf xl chaise longue	chr no arms mer.rgt fac.ter.	chr no arms mer.lft fac. term.	square corner	sq.cor.chr.sq.mer. rig.fac.	sq.cor.chr.sq.mer.left fac.
L 107 H80 D107 SH47 SD56 566	L 88 H80 D107 SH47 SD56 C36	L 88 H80 D107 SH47 SD56 C37	L 99 H80 D107 SH47 SD56 173	L 99 H80 D107 SH47 SD56 174	L 105 H80 D107 SH47 SD56 612
small chair el. rec.	rhf el.rec.mini chair	lhf el.rec.mini chair	elec.rec.chair 1arm raf	elec.rec.chair 1arm laf	1raf maxi chair rec.el
L 105 H80 D107 SH47 SD56 613	L 60 H80 D107 SH47 SD56 I06	L 71 H80 D107 SH47 SD56 E95	L 77 H80 D107 SH47 SD56 I82	L 150 H80 D107 SH47 SD56 395	L 150 H80 D107 SH47 SD56 396
1laf maxi chair rec.el	armless mini chair elec.rec.	elec.recl.armless chair	el.rec.arml.maxi chair	1rgt arm fac.2str elec.rec.	1lft arm fac.2str elec.rec.

↓ fold following the dotted line ↓

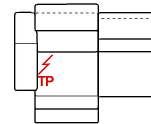
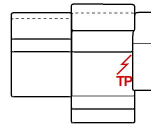
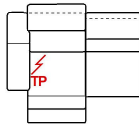
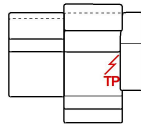
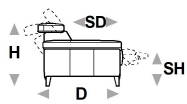


↑ fold following the dotted line ↑

# nove



L Length - H Height - D Depth - SH Seat Height - SD Seat Depth  
Dimensions refer to maximum sizes of the version with closed mechanism (where available).



dimensions	L 171 H80 D107 SH47 SD56	L 171 H80 D107 SH47 SD56	L 183 H80 D107 SH47 SD56	L 183 H80 D107 SH47 SD56
version code	G06	G07	403	404
Description	rhf 2 1/2 seater el.rec.	lhf 2 1/2 seater el.rec.	1rgt arm fac.3str elec.rec.	1lft arm fac.3str elec.rec.

↓ fold following the dotted line ↓

