

toby-wing_2.premium 1161_2



Model Code F5594

date of issue 16-07-19 revision 00
revision of 03-08-23 (the present replaces any previous versions)

Designer: centro studi interno

Structure: pinewood, multilayer and plywood covered with polyurethane foam covered with 100% polyester padding, additionally wrapped with thermo-bonded textile fabric coupled with cloth. Backrests and armrests rest on a metal mechanism*.

Spring system: elastic webbing

Seat Padding: seat cushions in ecological polyurethane foam covered with 100% polyester layer, additionally wrapped with thermo-bonded textile fabric coupled with cloth.

Back Padding: back cushions in fiber (synthetic fiberfill)

Arm Interior: armrests in ecological polyurethane foam covered with 100% polyester layer, additionally wrapped with thermo-bonded textile fabric coupled with cloth.

Removability: entirely removable covers.

Mechanisms: *the model is equipped with backrests and armrests that can be manually adjusted, so that the seat depth can be increased by 42 cm and the seat width can be increased by 25 cm per armrest side. The total depth of the model with backrests positioned outward is 141 cm, the opening range of the armrest positioned outward is 25 cm.

Standard feet: metal PM2121, h. 17.5 cm, in satinized finish. Alternatively, it is possible to choose among the standard or "special" finishes available on the sample book. Some versions may be equipped with hidden feet with a supporting structural function.

Optional feet: upon request and with a price surcharge indicated on the pricelist, the model is available with transparent methacrylate optional feet (PM2122), h. 17.5 cm. Some versions may be equipped with hidden feet with a supporting structural function.

Optional versions: armrest pillow (683) in fiber (synthetic fiberfill). Comfort headrest element (F55) in polyurethane foam covered with 100% polyester layer, supported by a shiny metal structure.

Density of seat and back kg/cbm (±5%) ⁽¹⁾

Markets	Seat	Back
I	30 Medium	
D - NL - CH		
USA - California		
GB	37 fire retardant	
Others	30 Medium	

⁽¹⁾Density: volume mass apparently determined on materials without any kind of covers and according to the UNI EN ISO 845 regulations. Indicated values refer to production averages; the Company reserves the right, if needed, to make changes to the declared technical characteristics. Before use, it is advisable to look at the SAFETY INFORMATION TECHNIQUE for info regarding use and protection of people and of the environment, in compliance with existing EEC regulations.

Coverings

	suggested	not suggested	not possible
thick leathers			✓
thin elastic leathers			✓
natural leathers			✓
fabric*	✓		
microfibre*	✓		
leather + split			✓
DeLuxe*			✓
multi colour**			✓
multi-category**			✓
multi covering**			✓

Please note: for not removable models, only one colour fabric covers are available.

* Deluxe, Fabrics and microfibers are not available for the U.K. - USA/CA - IE market.



1161_F55

Feet



PM2121

PM2122



Ottoman



We reserve the right to amend materials, covers and product dimensions shown on the data sheet, for production purposes and without prior notice. The line drawings, graphic information, dimensions, and volume provided are approximate and may vary due to the tolerances allowed in the production process with a view to improvements. The following maximum load values are recommended under normal use: armchairs max. 120 kg, 2-seater sofas max. 200 kg (2x100 kg), 3-seater sofas max. 240 kg (3x80 kg). Exceeding the recommended load may cause a structural failure of the sofa/armchair or its components.

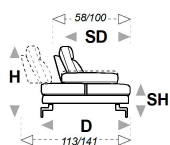


↑ fold following the dotted line ↑

toby-wing_2.premium 1161_2



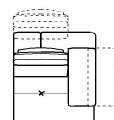
L Length - H Height - D Depth - SH Seat Height - SD Seat Depth
Dimensions refer to maximum sizes of the version with closed mechanism (where available).



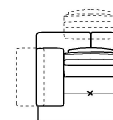
L 208
H90 D113 SH44 SD58
300



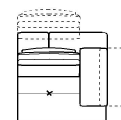
L 228
H90 D113 SH44 SD58
354



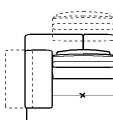
L 104
H90 D113 SH44 SD58
110
1 right arm facing chair



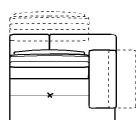
L 104
H90 D113 SH44 SD58
120
1 left arm facing chair



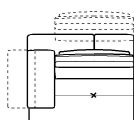
L 114
H90 D113 SH44 SD58
114
rhf maxi chair



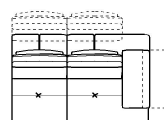
L 114
H90 D113 SH44 SD58
124
lhf maxi chair



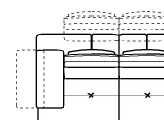
L 136
H90 D113 SH44 SD58
Q86
xl rhf chair



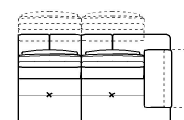
L 136
H90 D113 SH44 SD58
Q87
xl lhf chair



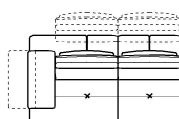
L 174
H90 D113 SH44 SD58
310
1 right arm facing 3 str



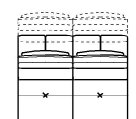
L 174
H90 D113 SH44 SD58
320
1 left arm facing 3 str



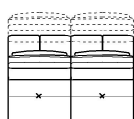
L 194
H90 D113 SH44 SD58
592
1 raf 3 str maxi



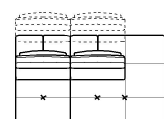
L 194
H90 D113 SH44 SD58
593
1 l af 3 str maxi



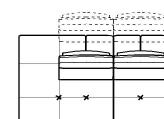
L 138
H90 D113 SH44 SD58
330
3 str with no armrests



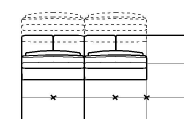
L 158
H90 D113 SH44 SD58
D40
armless 3-seater maxi



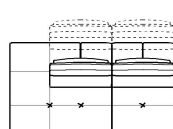
L 188
H90 D113 SH44 SD58
606
3s no arm mer.rgt fac.ter.



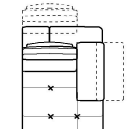
L 188
H90 D113 SH44 SD58
607
3s no arm mer.lft fac.ter.



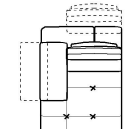
L 208
H90 D113 SH44 SD58
AC3
rhf mer.end maxi arml.3-str



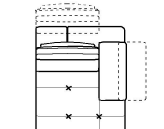
L 208
H90 D113 SH44 SD58
AC4
lhf mer.end maxi arml.3-str



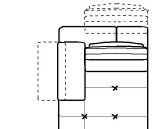
L 104
H90 D153 SH44 SD98
410
chaise lon.rhf arm fac



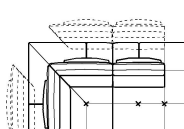
L 104
H90 D153 SH44 SD98
420
chaise lon.lhf arm fac



L 114
H90 D153 SH44 SD98
601
maxi chaise lon.rgt arm fac.



L 114
H90 D153 SH44 SD98
602
maxi chaise lon.lft arm fac.



L 232
H90 D114 SH44 SD58
043
sq.cor.chr.sq.mer.rig.fac.

↓ fold following the dotted line ↓



↑ fold following the dotted line ↑

toby-wing_2.premium 1161_2



L Length - H Height - D Depth - SH Seat Height - SD Seat Depth
 Dimensions refer to maximum sizes of the version with closed mechanism (where available).

dimensions	L 232 H90 D114 SH44 SD58	L 103 H44 D70 SH- SD-	L 60 H22 D16 SH- SD-	L - H- D- SH- SD-	L - H- D- SH- SD-
version code	044	641	F 55	W 55	Z 74
Description	sq.cor.chr.sq.mer.le fac.	rectang.ottoman maxi	comfort headrest	320 + 410	320 + 043

↓ fold following the dotted line ↓

