

lipari.premium 1178



Model Code F5618

date of issue 10-09-20 revision 00
revision of 06-02-23 (the present replaces any previous versions)

Designer: centro studi interno

Structure: pinewood, beechwood, multilayer and plywood covered with polyurethane foam.

Spring system: elastic webbing

Seat Padding: seat cushions in ecological polyurethane foam covered with 100% polyester padding.

Back Padding: back cushions and headrests in ecological polyurethane foam covered with 100% polyester padding.

Arm Interior: armrests in ecological polyurethane foam covered with 100% polyester padding.

Removability: not available.

Sewing: leather coverings feasible with contrast stitching in the colors available; cuts and sewing vary on microfiber (or fabric) coverings

Mechanisms: the model is equipped with headrests that can be manually lifted. The height of the model with lift-up headrests is 99 cm. Recliner versions available with electrically powered metal mechanism operated by a touch pad positioned on the sides (PULS_1). The maximum depth of the open recliner is 146 cm.

Components: button panel (puls_1) equipped with USB connector which allows several devices to be plugged in.

Standard feet: the model is lifted 12 cm off the floor, PM953 front feet, PM954 rear feet, all in shiny metal, h. 15 cm, also available in Graubraun color. Some versions may be equipped with hidden feet with a supporting structural function.

Density of seat and back kg/cbm (±5%) (1)

Markets	Seat	Back
I	30 Medium	27
D - NL - CH		
USA - California		
GB	37 fire retardant	27 fire retardant
Others	30 Medium	27

Note: when no values/contents are specified in the chart, please refer to 'Others' field/area.

(1)Density: volume mass apparently determined on materials without any kind of covers and according to the UNI EN ISO 845 regulations. Indicated values refer to production averages; the Company reserves the right, if needed, to make changes to the declared technical characteristics. Before use, it is advisable to look at the SAFETY INFORMATION TECHNIQUE for info regarding use and protection of people and of the environment, in compliance with existing EEC regulations.

Coverings

	suggested	not suggested	not possible
thick leathers	✓		
thin elastic leathers	✓		
natural leathers	✓		
fabric*	✓		
microfibre*	✓		
leather + split	✓		
DeLuxe			✓
multi colour**			✓
multi-category**			✓
multi covering**			✓

Please note: for not removable models, only one colour fabric covers are available.

* fabrics and microfibers are not available for the U.K. market

Components / Optional vers.



PULS_1

Feet



PM953

PM954

Ottoman



With the reservation of carrying for production purposes and without advanced notices modifications on the materials, coverings and dimensions of the product as indicated in the relevant specification. The given dimensions and volume are of indicative value being subject to the production process tolerances. For normal use, the following maximum loads are recommended: Armchairs max. 120 kg, 2-seat sofas max. 200 kg (2x100 kg), 3-seat sofas max. 240 kg (3x80 kg). Use with loads exceeding the indicated values may cause the sofa/armchair or its components to break.

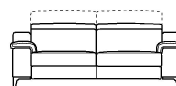
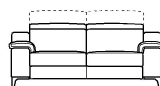
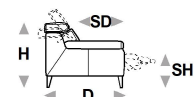


↑ fold following the dotted line ↑

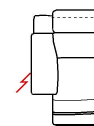
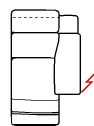
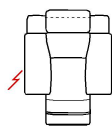
lipari.premium 1178



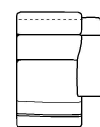
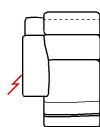
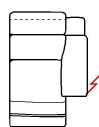
L Length - H Height - D Depth - SH Seat Height - SD Seat Depth
Dimensions refer to maximum sizes of the version with closed mechanism (where available).



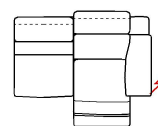
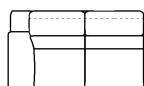
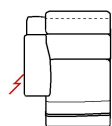
dimensions	L 110 H83 D102 SH47 SD53	L 175 H83 D102 SH47 SD53	L 196 H83 D102 SH47 SD53	L 218 H83 D102 SH47 SD53	L 75 H45 D65 SH- SD-
version code	100	200	240	300	635
Description	chair	2 seater	2 1/2 seater	3 seater	rectangular ottoman



L 111 H83 D102 SH47 SD53	L 88 H83 D102 SH47 SD53	L 88 H83 D102 SH47 SD53	L 89 H83 D102 SH47 SD53	L 89 H83 D102 SH47 SD53	L 98 H83 D102 SH47 SD53
161	B 68	B 69	C 36	C 37	110
chair with elec.recl.	mini chair raf	mini chair laf	rhf el.rec.mini chair	lhf el.rec.mini chair	1 right arm facing chair



L 98 H83 D102 SH47 SD53	L 99 H83 D102 SH47 SD53	L 99 H83 D102 SH47 SD53	L 109 H83 D102 SH47 SD53	L 109 H83 D102 SH47 SD53	L 110 H83 D102 SH47 SD53
120	173	174	114	124	612
1 left arm facing chair	elec.rec.chair 1arm raf	elec.rec.chair 1arm laf	rhf maxi chair	lhf maxi chair	1raf maxi chair rec.el



L 110 H83 D102 SH47 SD53	L 173 H83 D102 SH47 SD53	L 173 H83 D102 SH47 SD53	L 193 H83 D102 SH47 SD53	L 193 H83 D102 SH47 SD53	L 174 H83 D102 SH47 SD53
613	251	252	310	320	G 06
1laf maxi chair rec.el	1 right arm fac.2 1/2 str	1 left arm fac. 2 1/2 str	1right arm facing 3 str	1left arm facing 3 str	rhf 2 1/2 seater el.rec.

↓ fold following the dotted line ↓



↑ fold following the dotted line ↑

lipari.premium 1178



L Length - H Height - D Depth - SH Seat Height - SD Seat Depth
Dimensions refer to maximum sizes of the version with closed mechanism (where available).

dimensions	L 174 H83 D102 SH47 SD53	L 194 H83 D102 SH47 SD53	L 194 H83 D102 SH47 SD53	L 75 H83 D102 SH47 SD53	L 74 H83 D102 SH47 SD53
version code	G07	403	404	E95	130
Description	lhf 2 1/2 seater el.rec.	1rgt arm fac.3str elec.rec.	1lft arm fac.3str elec.rec.	elec.recl.armless chair	chair without armr.
L 98 H83 D162 SH47 SD113	L 98 H83 D162 SH47 SD113	L 109 H83 D162 SH47 SD113	L 109 H83 D162 SH47 SD113	L 125 H83 D185 SH47 SD136	L 125 H83 D185 SH47 SD136
410	420	601	602	P63	P64
chaise lon.rhf arm fac	chaise lon.lhf arm fac	maxi chaise lon.rgt arm fac.	maxi chaise lon.lft arm fac.	rhf xl chaise longue	lhf xl chaise longue
L 103 H83 D103 SH47 SD53	L 226 H83 D103 SH47 SD53	L 226 H83 D103 SH47 SD53	L 146 H83 D102 SH47 SD53	L 168 H83 D102 SH47 SD53	
040	043	044	243	330	
square corner	sq.cor.chr.sq.mer. rig.fac.	sq.cor.chr.sq.mer.le fac.	2 1/2 seater with no armrests	3 str with no armrests	

↓ fold following the dotted line ↓

