

# toby-wing\_2.premium 1161\_2



## Model Code F5594

date of issue 16-07-19 revision 00  
revision of 03-08-23 (the present replaces any previous versions)

**Designer:** centro studi interno

**Structure:** pinewood, multilayer and plywood covered with polyurethane foam covered with 100% polyester padding, additionally wrapped with thermo-bonded textile fabric coupled with cloth. Backrests and armrests rest on a metal mechanism\*.

**Spring system:** elastic webbing

**Seat Padding:** seat cushions in ecological polyurethane foam covered with 100% polyester layer, additionally wrapped with thermo-bonded textile fabric coupled with cloth.

**Back Padding:** back cushions in fiber (synthetic fiberfill)

**Arm Interior:** armrests in ecological polyurethane foam covered with 100% polyester layer, additionally wrapped with thermo-bonded textile fabric coupled with cloth.

**Removability:** entirely removable covers.

**Mechanisms:** \*the model is equipped with backrests and armrests that can be manually adjusted, so that the seat depth can be increased by 42 cm and the seat width can be increased by 25 cm per armrest side. The total depth of the model with backrests positioned outward is 141 cm, the opening range of the armrest positioned outward is 25 cm.

**Standard feet:** metal PM2121, h. 17.5 cm, in satinized finish. Alternatively, it is possible to choose among the standard or "special" finishes available on the sample book. Some versions may be equipped with hidden feet with a supporting structural function.

**Optional feet:** upon request and with a price surcharge indicated on the pricelist, the model is available with transparent methacrylate optional feet (PM2122), h. 17.5 cm. Some versions may be equipped with hidden feet with a supporting structural function.

**Optional versions:** armrest pillow (683) in fiber (synthetic fiberfill). Comfort headrest element (F55) in polyurethane foam covered with 100% polyester layer, supported by a shiny metal structure.

### Density of seat and back kg/cbm (±5%) <sup>(1)</sup>

Markets	Seat	Back
I	30 Medium	
D - NL - CH		
USA - California		
GB	37 fire retardant	
Others	30 Medium	

Note: when no values/contents are specified in the chart, please refer to 'Others' field/area.

<sup>(1)</sup>Density: volume mass apparently determined on materials without any kind of covers and according to the UNI EN ISO 845 regulations. Indicated values refer to production averages; the Company reserves the right, if needed, to make changes to the declared technical characteristics. Before use, it is advisable to look at the SAFETY INFORMATION TECHNIQUE for info regarding use and protection of people and of the environment, in compliance with existing EEC regulations.

### Coverings

	suggested	not suggested	not possible
thick leathers			✓
thin elastic leathers			✓
natural leathers			✓
fabric*	✓		
microfibre*	✓		
leather + split			✓
DeLuxe			✓
multi colour**			✓
multi-category**			✓
multi covering**			✓

Please note: for not removable models, only one colour fabric covers are available.

\* fabrics and microfibers are not available for the U.K. market

### Components / Optional vers.



1161\_F55

### Feet



PM2121

PM2122

### Ottoman



With the reservation of carrying for production purposes and without advanced notices modifications on the materials, coverings and dimensions of the product as indicated in the relevant specification. The given dimensions and volume are of indicative value being subject to the production process tolerances. For normal use, the following maximum loads are recommended: Armchairs max. 120 kg, 2-seater sofas max. 200 kg (2x100 kg), 3-seater sofas max. 240 kg (3x80 kg). Use with loads exceeding the indicated values may cause the sofa/armchair or its components to break.

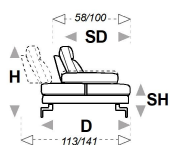


↑ fold following the dotted line ↑

# toby-wing\_2.premium 1161\_2



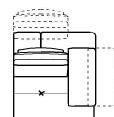
L Length - H Height - D Depth - SH Seat Height - SD Seat Depth  
Dimensions refer to maximum sizes of the version with closed mechanism (where available).



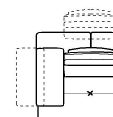
L 208  
H90 D113 SH44 SD58  
300



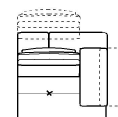
L 228  
H90 D113 SH44 SD58  
354



L 104  
H90 D113 SH44 SD58  
110



L 104  
H90 D113 SH44 SD58  
120



L 114  
H90 D113 SH44 SD58  
114

dimensions

version code

Description

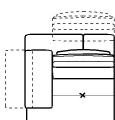
3 seater

3 seater maxi

1 right arm facing chair

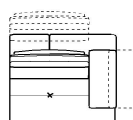
1 left arm facing chair

rhf maxi chair



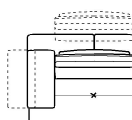
L 114  
H90 D113 SH44 SD58  
124

lhf maxi chair



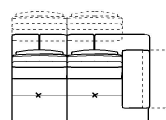
L 136  
H90 D113 SH44 SD58  
Q86

xl rhf chair



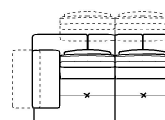
L 136  
H90 D113 SH44 SD58  
Q87

xl lhf chair



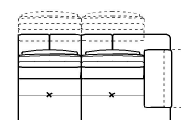
L 174  
H90 D113 SH44 SD58  
310

1right arm facing 3 str



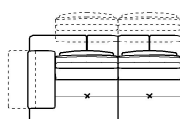
L 174  
H90 D113 SH44 SD58  
320

1left arm facing 3 str



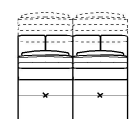
L 194  
H90 D113 SH44 SD58  
592

1 raf 3 str maxi



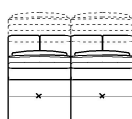
L 194  
H90 D113 SH44 SD58  
593

1 l af 3 str maxi



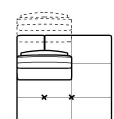
L 138  
H90 D113 SH44 SD58  
330

3 str with no armrests



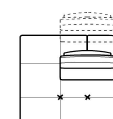
L 158  
H90 D113 SH44 SD58  
D40

armless 3-seater maxi



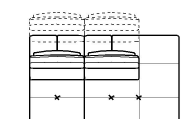
L 119  
H90 D113 SH44 SD58  
168

chr no arms mer.rgt fac.ter.



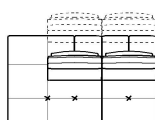
L 119  
H90 D113 SH44 SD58  
169

chr no arms mer.lft fac. term.



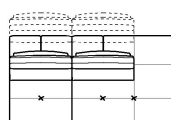
L 188  
H90 D113 SH44 SD58  
606

3s no arm mer.rgt fac.ter.



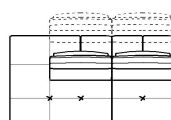
L 188  
H90 D113 SH44 SD58  
607

3s no arm mer.lft fac.ter.



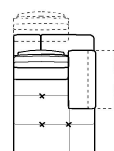
L 208  
H90 D113 SH44 SD58  
AC3

rhf mer.end maxi arml.3-str



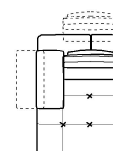
L 208  
H90 D113 SH44 SD58  
AC4

lhf mer.end maxi arml.3-str



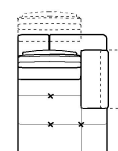
L 104  
H90 D153 SH44 SD98  
410

chaise lon.rhf arm fac



L 104  
H90 D153 SH44 SD98  
420

chaise lon.lhf arm fac



L 114  
H90 D153 SH44 SD98  
601

maxi chaise lon.rgt arm fac.

↓ fold following the dotted line ↓

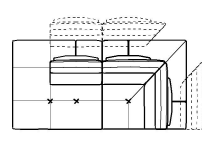
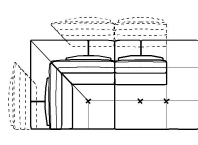
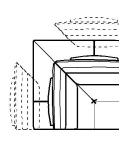
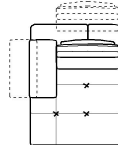
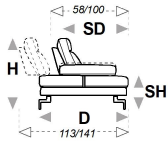


↑ fold following the dotted line ↑

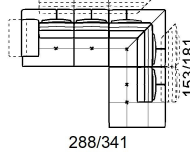
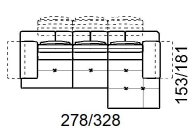
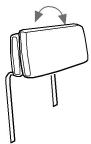
# toby-wing\_2.premium 1161\_2



**L Length - H Height - D Depth - SH Seat Height - SD Seat Depth**  
 Dimensions refer to maximum sizes of the version with closed mechanism (where available).



dimensions	L 114 H90 D153 SH44 SD98	L 114 H90 D114 SH44 SD58	L 232 H90 D114 SH44 SD58	L 232 H90 D114 SH44 SD58	L 101 H44 D70 SH- SD-
version code	602	040	043	044	641
Description	maxi chaise lon.lft arm fac.	square corner	sq.cor.chr.sq.mer. rig.fac.	sq.cor.chr.sq.mer.le fac.	rectang.ottoman maxi



L 60 H22 D16 SH- SD- F55	L - H- D- SH- SD- W55	L - H- D- SH- SD- Z74
comfort headrest	320 + 410	320 + 043

↓ fold following the dotted line ↓

